

# 目录 CONTENTS

## 液压快速接头 HYDRAULIC QUICK COUPLING

### ISO7241-1A系列 ISO7241-1A Series

LW-A1Series P01  
开闭式液压快速接头  
CLOSE TYPE HYDRAULIC QUICK COUPLING



互换性Compatibility:  
美国派克 (PARKER) 6600系列、  
意大利快事达 (FASTER) ANV系列、  
美国爱力克 (AEROQUIP) 5600系列、  
美国汉森 (HANSEN) HA15000系列

LW-A2Series P03  
开闭式液压快速接头  
CLOSE TYPE HYDRAULIC QUICK COUPLING



互换性Compatibility:  
美国派克 (PARKER) 6600系列、  
意大利快事达 (FASTER) ANV系列、  
美国爱力克 (AEROQUIP) 5600系列、  
美国汉森 (HANSEN) HA15000系列

LW-A3Series P05  
开闭式液压快速接头  
CLOSE TYPE HYDRAULIC QUICK COUPLING



互换性Compatibility:  
美国派克 (PARKER) 6600系列、  
意大利快事达 (FASTER) ANV系列、  
美国爱力克 (AEROQUIP) 5600系列、  
美国汉森 (HANSEN) HA15000系列

### ISO7241-1B系列 ISO7241-1B Series

LW-B1Series P07  
开闭式液压快速接头  
CLOSE TYPE HYDRAULIC QUICK COUPLING



互换性Compatibility:  
美国派克 (PARKER) 60系列、  
意大利快事达 (FASTER) HNV系列、  
美国爱力克 (AEROQUIP) FD45系列、  
美国汉森 (HANSEN) HK系列

LW-B2Series P09  
中压高性能气液快速接头  
MEDIUM-PRESSURE HIGH PERFORMANCE PNEUMATIC  
AND HYDRAULIC QUICK COUPLING



互换性Compatibility:  
美国派克 (PARKER) 60系列、  
意大利快事达 (FASTER) HNV系列、  
美国爱力克 (AEROQUIP) FD45系列、  
美国汉森 (HANSEN) HK系列

KZD Series P11  
中压高性能气液快速接头  
MEDIUM-PRESSURE HIGH PERFORMANCE PNEUMATIC  
AND HYDRAULIC QUICK COUPLING



互换性Compatibility:  
美国派克 (PARKER) 60系列、  
意大利快事达 (FASTER) HNV系列、  
美国爱力克 (AEROQUIP) FD45系列、  
美国汉森 (HANSEN) HK系列

KZF Series P13  
开闭式气液快速接头  
CLOSE TYPE PNEUMATIC AND HYDRAULIC QUICK  
COUPLING



互换性Compatibility:  
美国派克 (PARKER) 60系列、  
意大利快事达 (FASTER) HNV系列、  
美国爱力克 (AEROQUIP) FD45系列、  
美国汉森 (HANSEN) HK系列

### ISO5675系列 ISO5675 Series

LW-C1Series P15  
钢球式液压快速接头  
BALL VALVES TYPE HYDRAULIC QUICK COUPLING



互换性Compatibility:  
美国派克 (PARKER) 4000系列、  
意大利快事达 (FASTER) NV/NS系列

LW-C2Series P17  
开闭式液压快速接头  
CLOSE TYPE HYDRAULIC QUICK COUPLING



互换性Compatibility:  
美国派克 (PARKER) 4000系列、  
意大利快事达 (FASTER) NV/NS系列

LW-CTSeries P19  
推拉式液压快速接头  
PUSH AND PULL TYPE HYDRAULIC QUICK COUPLING



互换性Compatibility:  
美国派克 (PARKER) 4250系列、  
意大利快事达 (FASTER) CPV-CNV系列

# 目录 CONTENTS

## 液压快速接头 HYDRAULIC QUICK COUPLING

### ISO16028系列 ISO16028 Series

LW-FF Series P23  
平面式液压快速接头  
FLAT FACE TYPE HYDRAULIC QUICK COUPLING



互换性Compatibility:  
美国派克 (PARKER) FE系列, FF系列、  
意大利意奇 (STUCCHI) A8008系列、  
美国爱力克 (AEROQUIP) FD89系列、  
美国汉森 (HANSEN) QA2900系列

### 螺旋系列 Thread Connected Series

KZE-B Series P25  
螺纹锁紧式液压快速接头  
THREAD LOCKED TYPE HYDRAULIC QUICK COUPLING



互换性Compatibility:  
美国派克 (PARKER) 3000系列、  
意大利快事达 (FASTER) PVVM系列

LW-CVV Series P27  
螺纹锁紧式液压快速接头  
THREAD LOCKED TYPE HYDRAULIC QUICK COUPLING



互换性Compatibility:  
美国派克 (PARKER) QPHA系列、  
意大利快事达 (FASTER) CVV系列

LW-1411 Series P28  
螺纹式液压快速接头  
THREAD TYPE HYDRAULIC QUICK COUPLING



互换性Compatibility:  
美国派克 (PARKER) 1141系列

LW-VVSSeries P29  
螺纹锁紧式液压快速接头  
THREAD LOCKED TYPE HYDRAULIC QUICK COUPLING



互换性Compatibility:  
意大利快事达 (FASTER) VVS系列

LW-L1 Series P31  
螺纹锁紧式液压快速接头  
THREAD LOCKED TYPE HYDRAULIC QUICK COUPLING



互换性Compatibility:  
法国格鲁梅尔 (GROMELLE) 6000系列、  
英国亨佰利 (HOLMBURY) TGW系列

LW-L2 Series P33  
螺纹式液压快速接头  
THREAD TYPE HYDRAULIC QUICK COUPLING



互换性Compatibility:  
美国派克 (PARKER) 6100系列、  
意大利快事达 (FASTER) FB系列、  
美国爱力克 (AEROQUIP) 5100系列、  
美国汉森 (HANSEN) 96系列

LW-L3 Series P35  
螺纹式液压快速接头  
THREAD TYPE HYDRAULIC QUICK COUPLING



互换性Compatibility:  
意大利快事达 (FASTER) CVE系列、  
英国亨佰利 (HOLMBURY) VCR系列

# 目录 CONTENTS

## 液压快速接头 HYDRAULIC QUICK COUPLING

### 中国常用系列 A commonly used Chinese Series

Q/ZB275 Series P36  
开闭式液压快速接头  
CLOSE TYPE HYDRAULIC QUICK COUPLING



KZE Series P37  
开闭式液压快速接头  
CLOSE TYPE HYDRAULIC QUICK COUPLING



### 无阀系列 Non-Valve Series

LW-K3 Series P38  
开通式液压快速接头  
STRAIGHT-THROUGH HYDRAULIC QUICK COUPLING



互换性Compatibility:  
特马 (TEMA) 3/8" 3800 KEW系列

LW-K2 Series P39  
日式液压快速接头  
JAPANESE TYPE HYDRAULIC QUICK COUPLING



互换性Compatibility:  
日东 (NITTO) TSP系列

LW-K1 Series P41  
美式液压快速接头  
AMERICAN TYPE HYDRAULIC QUICK COUPLING



互换性Compatibility:  
美国派克 (PARKER) ST系列、  
美国汉森 (HANSEN) ST系列、  
德国费斯托 (FOSTER) FST系列

### 超高压系列 High pressure Series

LW-TC Series P43  
开闭式超高压液压快速接头  
CLOSE TYPE SUPER HIGH PRESSURE HYDRAULIC QUICK COUPLING



互换性Compatibility:  
美国派克 (PARKER) TC系列

LW-TQ Series P48  
超高压快速接头  
SUPERHIGH PRESSURE QUICK COUPLING



### 其他系列 Other Series

LW-VF Series P44  
开闭式液压快速接头  
CLOSE TYPE HYDRAULIC QUICK COUPLING



互换性Compatibility:  
意大利快事达 (FASTER) VF系列、  
法国格鲁梅尔 (GROMELLE) Q-9000系列

LW-HSP Series P45  
开闭式液压快速接头  
CLOSE TYPE HYDRAULIC QUICK COUPLING



互换性Compatibility:  
日东 (NITTO) HSPcupla系列

LW-TNV Series P47  
开闭式液压快速接头  
CLOSE TYPE HYDRAULIC QUICK COUPLING



互换性Compatibility:  
意大利快事达 (FASTER) TNV系列

# 目录 CONTENTS

## 液压快速接头 HYDRAULIC QUICK COUPLING

### 其他系列 Other Series

KJ Series P48  
开闭式液压快速接头  
CLOSE TYPE HYDRAULIC QUICK COUPLING



互换性Compatibility:  
美国派克 (PARKER) 6100系列、  
意大利快事达 (FASTER) FB系列、  
美国爱力克 (AEROQUIP) 5100系列、  
美国汉森 (HANSEN) 96系列

QC Series P48  
仪表快速接头  
METER LATHE QUICK COUPLING



互换性Compatibility:  
世伟洛克 (SWAGELOK) QC系列

### 附件 Accessories

KZE-B系列防尘帽 P49



LW-VF系列停驻站 P49



LW-A1系列停驻站 P49

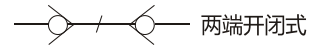


LW-CT系列停驻站 P49



## LW-A1开闭式液压快速接头 (ISO7241-1A)

LW-A1CLOSE TYPE HYDRAULIC QUICK COUPLING (ISO7241-1A)



Socket with valve Plug with valve



订货编号:  
Part Number:

主体材质	碳钢(三价格)
	不锈钢(本色)
	黄铜(本色)

LW - A1 - 03 T - PF G3/8

- ◆ 系列号 (Series)
- ◆ 规格代号 (Code)
- ◆ T 碳钢 (Steel)
- SS 不锈钢 (Stainless steel)
- B 黄铜 (Brass)
- ◆ P 插头 (Nipple)
- S 母体 (Coupling)
- SP 整套 (Whole)
- ◆ M 外螺纹 (External screw thread)
- F 内螺纹 (Internal thread)
- ◆ 螺纹代号 (Thread code)

### 特征

LW-A1 系列接头具有以下特征:

- 接头断开时, 阀芯自动闭合, 防止泄漏。
- 接头连接后, 阀自动开启, 在额定工作范围内, 始终保持流体的畅通。
- 关键部件经过感应淬火, 所以耐用性好。
- 可靠的球锁机构将相匹配的两半部分结合在一起。
- 母插座和公插头采用实心的棒料精密制造。
- 本接头符合ISO7241-1A标准。
- 并与下列产品互换: 美国派克 (PARKER) 6600系列、意大利快事达 (FASTER) ANV系列、美国爱力克 (AEROQUIP) 5600系列、美国汉森 (HANSEN) HA15000系列。

### Features

LW-A1 Series couplings feature :

- Poppet valves available to prevent uncoupled leakage.
- Poppet valves open automatically when coupled, within rated working pressure, to keep the flow expeditely.
- Critical parts are hardened for durability.
- Dependable ball-locking mechanism holds the mating halves together.
- Socket and plug are precision machined from solid bar stock.
- LW-A1 Series conforms to the standard of ISO7241-1A.
- Compatible with PARKER 6600 Series, FASTER ANV Series, AEROQUIP 5600 Series and HANSEN HA 15000 Series.

### 应用

LW-A1 系列广泛应用于各种工业所需的连接, 主要用于建筑设备、森林设备、液压机具、石油设备、钢铁设备及其他所需的液压应用。

### Applications

The LW-A1 Series brings to the industry a proven design for use on construction equipment, forestry equipment, oil tools, Oil equipment, steel mill machinery, and other demanding hydraulic applications.

### 技术规范

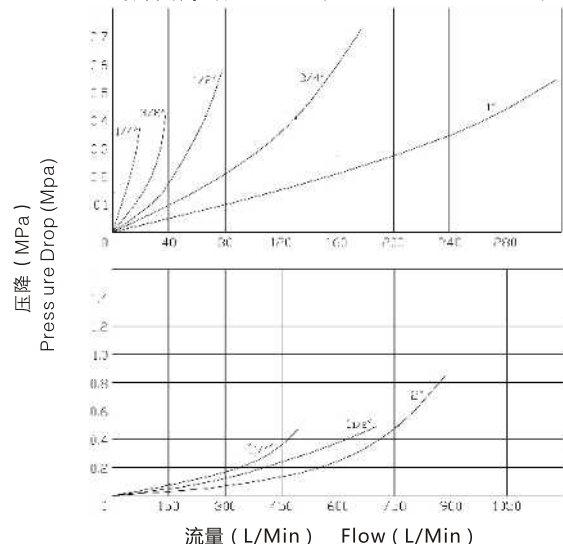
规格 (英寸)	1/4	3/8	1/2	3/4	1	1-1/4	1-1/2	2
规格代号	02	03	04	06	08	10	12	16
额定压力 (Mpa)								
碳钢	34.5	27.6	27.6	20.7	20.7	20.7	13.8	13.7
不锈钢316	13.8	13.8	10.4	10.4	7	7	7	7
黄铜	7	7	7	7	7	7	7	7
额定流量 (L/min)	11.5	23	45.5	106	190	330	830	900
温度范围 (丁腈橡胶)	-20°C至+100°C							
温度范围 (氟橡胶)	-20°C至+180°C							

### Specifications

Body Size(in)	1/4	3/8	1/2	3/4	1	1-1/4	1-1/2	2
Code	02	03	04	06	08	10	12	16
Rated Pressure (Mpa)								
STEEL	34.5	27.6	27.6	20.7	20.7	20.7	13.8	13.7
STAINLESS STEEL316	13.8	13.8	10.4	10.4	7	7	7	7
BRASS	7	7	7	7	7	7	7	7
Rated Flow(L/min)	11.5	23	45.5	106	190	330	830	900
Temperature Range(NBR)	-20°C至+100°C							
Temperature Range(FKM)	-20°C至+180°C							

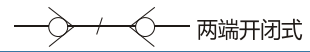
性能 (Performance)

测试液体: 油-200SUS (Test Fluid: oil-200SUS)



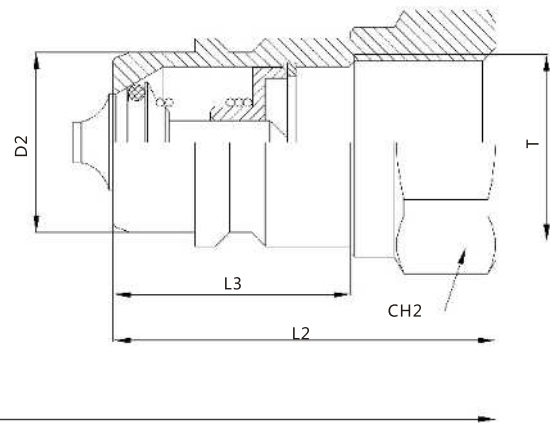
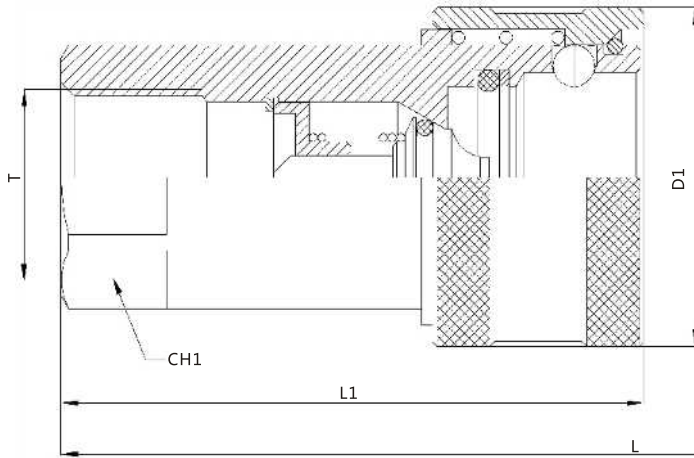
## LW-A1开闭式液压快速接头 (ISO7241-1A)

LW-A1 CLOSE TYPE HYDRAULIC QUICK COUPLING (ISO7241-1A)



两端开闭式

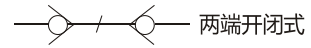
Socket with valve Plug with valve



PART No .	ISO	L	L1	L2	L3	D1	D2	CH1	CH2	T		
LW-A1-02T-SP	DN6.3	71	50	35.5	15.2	26	11.8	19	19	ZG1/4	G1/4	NPT1/4
LW-A1-03T-SP	DN10	75	56	36.5	21.4	31.5	17.3	22	22	ZG3/8	G3/8	NPT3/8
LW-A1-04T-SP	DN12.5	88	66.5	43.5	27	38.5	20.5	27	27	ZG1/2	G1/2	NPT1/2
LW-A1-06T-SP	DN20	110	80	57	28	48	29.1	34	35	ZG3/4	G3/4	NPT3/4
LW-A1-08T-SP	DN25	120	94	59.5	36	56	34.3	41	41	ZG1	G1	NPT1
LW-A1-10T-SP	DN31.5	150	117	75	46	69.5	45	50	50	ZG1-1/4	G1-1/4	NPT1-1/4
LW-A1-12T-SP	DN40	167	133	83.5	52	84	55	60	60	ZG1-1/2	G1-1/2	NPT1-1/2
LW-A1-16T-SP	DN50	211	165	105	64	99	65.1	75	75	ZG2	G2	NPT2

## LW-A2开闭式液压快速接头 (ISO7241-1A)

LW-A2 CLOSE TYPE HYDRAULIC QUICK COUPLING (ISO7241-1A)



Socket with valve Plug with valve



订货编号:  
Part Number:

主体材质

碳钢(三价铬)

不锈钢(本色)

黄铜(本色)

LW - A2 - 03 T - P F G3/8

- ◆ 系列号 (Series)
- ◆ 规格代号 (Code)
- ◆ T 碳钢 (Steel)
  - SS 不锈钢 (Stainless steel)
  - B 黄铜 (Brass)
- ◆ P 插头 (Nipple)
  - S 母体 (Coupling)
  - SP 整套 (Whole)
- ◆ M 外螺纹 (External screw thread)
  - F 内螺纹 (Internal thread)
- ◆ 螺纹代号 (Thread code)

### 特征

LW-A2系列接头具有以下特征:

- 接头断开时, 阀芯自动闭合, 防止泄漏。
- 接头连接后, 阀自动开启, 在额定工作范围内, 始终保持流体的畅通。
- 关键部件经过感应淬火, 所以耐用性好。
- 可靠的球锁机构将相匹配的两半部分结合在一起。
- 母插座和公插头采用实心的棒料精密制造。
- 本接头符合ISO7241-1A标准。
- 并与下列产品互换: 美国派克 (PARKER) 6600系列、意大利快事达 (FASTER) ANV系列、美国爱力克 (AEROQUIP) 5600系列、美国汉森 (HANSEN) HA15000系列。

### Features

LW-A2 Series couplings feature :

- Poppet valves available to prevent uncoupled leakage.
- Poppet valves open automatically when coupled, within rated working pressure, to keep the flow expeditely.
- Critical parts are hardened for durability.
- Dependable ball-locking mechanism holds the mating halves together.
- Socket and plug are precision machined from solid bar stock.
- LW-A2 Series conforms to the standard of ISO7241-1A.
- Compatible with PARKER 6600 Series, FASTER ANV Series, AEROQUIP 5600 Series and HANSEN HA 15000 Series.

### 应用

LW-A2系列广泛应用于各种工业所需的连接, 主要用于建筑设备、森林设备、液压机具、石油设备、钢铁设备及其他所需的液压应用。

### Applications

The LW-A2 Series brings to the industry a proven design for use on construction equipment, forestry equipment, agricultural machinery, oil tools, Oil equipment, steel mill machinery, and other demanding hydraulic applications.

### 技术规范

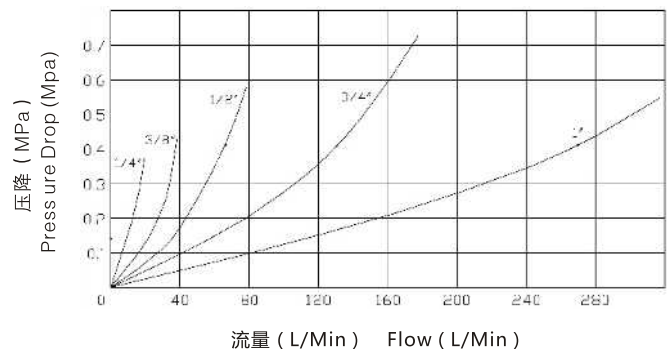
规格 (英寸)	1/4	3/8	1/2	3/4	1
规格代号	02	03	04	06	08
额定压力 (Mpa)					
碳钢	34.5	27.6	27.6	20.7	20.7
不锈钢316	13.8	13.8	10.4	10.4	7
黄铜	7	7	7	7	7
额定流量 (L/min)	11.5	23	45.5	106	190
温度范围 (丁腈橡胶)	-20°C至+100°C				
温度范围 (氟橡胶)	-20°C至+180°C				

### Specifications

Body Size(in)	1/4	3/8	1/2	3/4	1
Code	02	03	04	06	08
Rated Pressure (Mpa)					
STEEL	34.5	27.6	27.6	20.7	20.7
STAINNESS STEEL316	13.8	13.8	10.4	10.4	7
BRASS	7	7	7	7	7
Rated Flow(L/min)	11.5	23	45.5	106	190
Temperature Range(NBR)	-20°C至+100°C				
Temperature Range(FKM)	-20°C至+180°C				

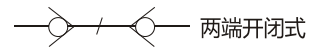
性能 (Performance)

测试液体: 油-200SUS (Test Fluid: oil-200SUS)

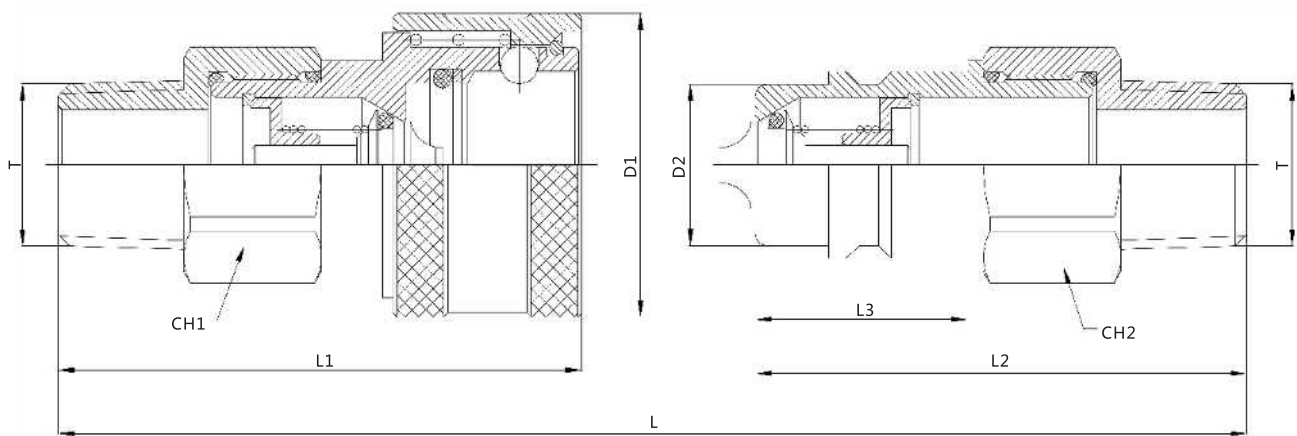


## LW-A2开闭式液压快速接头 (ISO7241-1A)

LW-A2 CLOSE TYPE HYDRAULIC QUICK COUPLING (ISO7241-1A)



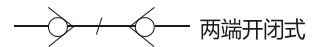
Socket with valve Plug with valve



PART No.	ISO	L	L1	L2	L3	D1	D2	CH1	CH2	T		
LW-A2-02T-SP	DN6.3	85	53.5	46	15.2	26	11.8	22	22	ZG1/4	G1/4	NPT1/4
LW-A2-03T-SP	DN10	93	57.5	53	21.4	31.5	17.3	27	27	ZG3/8	G3/8	NPT3/8
LW-A2-04T-SP	DN12.5	107	66.5	62.5	27	38.5	20.5	27	27	ZG1/2	G1/2	NPT1/2
LW-A2-06T-SP	DN20	121	81.5	66.5	28	48	29.1	36	36	ZG3/4	G3/4	NPT3/4
LW-A2-08T-SP	DN25	141	96	79	36	56	34.3	41	41	ZG1	G1	NPT1



## LW-A3开闭式液压快速接头 (ISO7241-1A)



LW-A3CLOSE TYPE HYDRAULIC QUICK COUPLING (ISO7241-1A)

Socket with valve Plug with valve



订货编号:  
Part Number:

主体材质

碳钢(三价格)
不锈钢(本色)
黄铜(本色)

LW - A3 - 03 T - PF G3/8

- ◆ 系列号 (Series)
- ◆ 规格代号 (Code)
- ◆ T 碳钢 (Steel)
  - SS 不锈钢 (Stainless steel)
  - B 黄铜 (Brass)
- ◆ P 插头 (Nipple)
  - S 母体 (Coupling)
  - SP 整套 (Whole)
- ◆ M 外螺纹 (External screw thread)
  - F 内螺纹 (Internal thread)
- ◆ 螺纹代号 (Thread code)

### 特征

#### LW-A3系列接头具有以下特征:

- 新型阀的设计, 能抵抗高速流体与脉冲压力的冲击, 提供更高的性能。
- 接头断开时, 阀芯自动闭合, 防止泄漏。
- 接头连接后, 阀自动开启, 在额定工作范围内, 始终保持流体的畅通。
- 关键部件经过感应淬火, 所以耐用性好。
- 可靠的球锁机构将相匹配的两半部分结合在一起。
- 母插座和公插头采用实心的棒料精密制造。
- 本接头符合ISO7241-1A标准。
- 并与下列产品互换: 美国派克 (PARKER) 6600系列、意大利快事达 (FASTER) ANV系列、美国爱力克 (AEROQUIP) 5600系列、美国汉森 (HANSEN) HA15000系列。

### Features

#### LW-A3Series couplings feature :

- New valve design, it can resistance damage from high flow and the pressure of impulse that providing advanced performance.
- Poppet valves available to prevent uncoupled leakage.
- Poppet valves open automatically when coupled, within rated working pressure, to keep the flow expeditey.
- Critical parts are hardened for durability.
- Dependable ball-locking mechanism holds the mating halves together.
- Socket and plug are precision machined from solid bastock.
- LW-A3Series conforms to the standard of ISO7241-1A.
- Compatible with PARKER 6600 Series, FASTERANV Series, AEROQUIP 5600 Series and HANSEN HA 15000 Series.

### 应用

LW-A3 系列广泛应用于各种工业所需的连接, 主要用于建筑设备、森林设备、液压机具、石油设备、钢铁设备及其他所需的液压应用。

### Applications

The LW-A3 Series brings to the industry a proven design for use on construction equipment, forestry equipment, agricultural machinery, oil tools, Oil equipment, steel mill machinery, and other demanding hydraulic applications.

### 技术规范

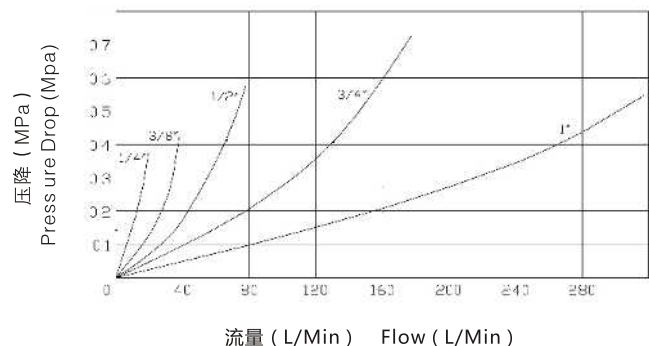
规格 (英寸)	1/4	3/8	1/2	3/4	1
规格代号	02	03	04	06	08
额定压力 (Mpa)					
碳钢	34.5	27.6	27.6	20.7	20.7
不锈钢316	13.8	13.8	10.4	10.4	7
黄铜	7	7	7	7	7
额定流量 (L/min)	11.5	23	45.5	106	190
温度范围 (丁腈橡胶)	-20°C至+100°C				
温度范围 (氟橡胶)	-20°C至+180°C				

### Specifications

Body Size(in)	1/4	3/8	1/2	3/4	1
Code	02	03	04	06	08
Rated Pressure (Mpa)					
STEEL	34.5	27.6	27.6	20.7	20.7
STAINLESS STEEL316	13.8	13.8	10.4	10.4	7
BRASS	7	7	7	7	7
Rated Flow(L/min)	11.5	23	45.5	106	190
Temperature Range(NBR)	-20°C至+100°C				
Temperature Range(FKM)	-20°C至+180°C				

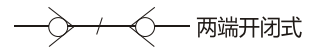
#### 性能 (Performance)

测试液体: 油-200SUS (Test Fluid: oil-200SUS)



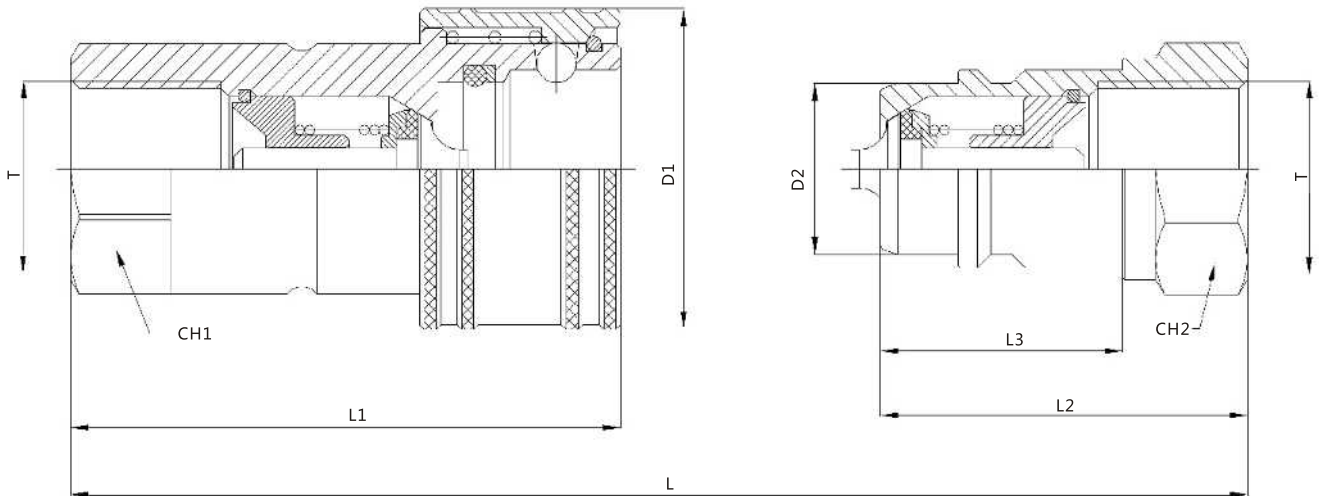
## LW-A3开闭式液压快速接头 (ISO7241-1A)

LW-A3 CLOSE TYPE HYDRAULIC QUICK COUPLING (ISO7241-1A)



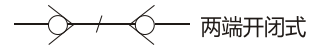
两端开闭式

Socket with valve Plug with valve



PART No.	ISO	L	L1	L2	L3	D1	D2	CH1	CH2	T
LW-A3-02T-SP	DN6.3	71	50	35.5	15	26	11.8	19	19	ZG1/4 G1/4 NPT1/4
LW-A3-03T-SP	DN10	79	57	39	19	31.5	17.3	22	22	ZG3/8 G3/8 NPT3/8
LW-A3-04T-SP	DN12.5	88	66	44	29	38.5	20.6	27	27	ZG1/2 G1/2 NPT1/2
LW-A3-06T-SP	DN20	110	83	55	29	48	29.1	34	34	ZG3/4 G3/4 NPT3/4
LW-A3-08T-SP	DN25	133	100	66	35	56	34.3	41	41	ZG1 G1 NPT1

## LW-B1开闭式液压快速接头 (ISO7241-1B)



两端开闭式

LW-B1 CLOSE TYPE HYDRAULIC QUICK COUPLING (ISO7241-1B)

Socket with valve Plug with valve



订货编号:  
Part Number:

主体材质  
碳钢(三价铬)  
不锈钢(本色)  
黄铜(本色)

LW - B1 - 03 T - PF G3/8

- ◆系列号 (Series)
- ◆规格代号 (Code)
- ◆T 碳钢 (Steel)
  - SS 不锈钢 (Stainless steel)
  - B 黄铜 (Brass)
- ◆P 插头 (Nipple)
  - S 母体 (Coupling)
  - SP 整套 (Whole)
- ◆M 外螺纹 (External screw thread)
  - F 内螺纹 (Internal thread)
- ◆螺纹代号 (Thread code)

### 特征

LW-B1系列接头具有以下特征:

- 接头断开时, 阀芯自动闭合, 防止泄漏。
- 接头连接后, 阀自动开启, 在额定工作范围内, 始终保持流体的畅通。
- 关键部件经过感应淬火, 所以耐用性好。
- 可靠的球锁机构将相匹配的两半部分结合在一起。
- 母插座和公插头采用实心的棒料精密制造。
- 本接头符合ISO7241-1B标准。
- 并与下列产品互换: 美国派克 (PARKER) 60系列、意大利快事达 (FASTER) HNV系列、美国爱力克 (AEROQUIP) FD45系列、美国汉森 (HANSEN) HA系列。

### Features

LW-B1 Series couplings feature :

- Poppet valves available to prevent uncoupled leakage.
- Poppet valves open automatically when coupled, within rated working pressure, to keep the flow expeditely.
- Critical parts are hardened for durability.
- Dependable ball-locking mechanism holds the mating halves together.
- Socket and plug are precision machined from solid bar stock.
- LW-B1 Series conforms to the standard of ISO7241-1B.
- Compatible with PARKER 60 Series, FASTER HNV Series, AEROQUIP FD45 Series and HANSEN HK Series.

### 应用

LW-B1 接头适用于各种范围的液压应用。这类双截止接头能适用以下情况: 流体输送管路因设备操作或维护而需要连接及断开, 而且希望不出现流体损耗。

LW-B1系列广泛应用于各种工业所需的连接, 主要用于建筑设备、森林设备、液压机具、石油设备、钢铁设备及其他所需的液压应用。

### Applications

LW-B1 couplings, are used across the spectrum of hydraulic applications. These Double Shut-Off couplings can be found anywhere that fluid transfer lines need to be connected and disconnected for operation or maintenance of equipment, and a loss of fluid is undesirable.

The LW-B1 Series brings to the industry a proven design for use on construction equipment, forestry equipment, oil tools Oil equipment, steel mill machinery, and other demanding hydraulic applications.

### 技术规范

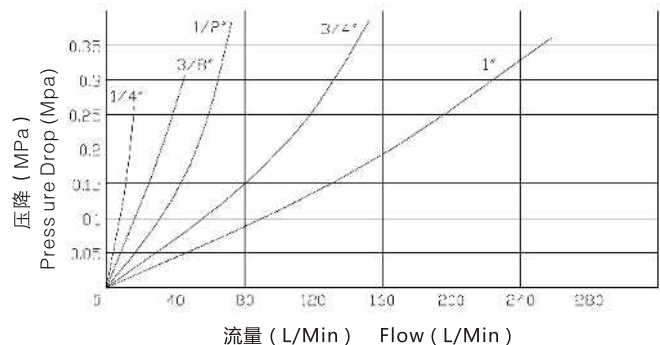
规格 (英寸)	1/8	1/4	3/8	1/2	3/4	1
规格代号	01	02	03	04	06	08
额定压力 (Mpa)						
碳钢	34.5	34.5	27.6	27.6	20.7	20.7
不锈钢316	13.8	13.8	13.8	10.4	10.4	7
黄铜	7	7	7	7	7	7
额定流量 (L/min)	3.8	11.5	23	45.5	106	190
温度范围 (丁腈橡胶)	-20°C至+100°C					
温度范围 (氟橡胶)	-20°C至+180°C					

### Specifications

Body Size(in)	1/8	1/4	3/8	1/2	3/4	1
Code	01	02	03	04	06	08
Rated Pressure ( Mpa )						
STEEL	34.5	34.5	27.6	27.6	20.7	20.7
STAINLESS STEEL316	13.8	13.8	13.8	10.4	10.4	7
BRASS	7	7	7	7	7	7
Rated Flow(L/min)	3.8	11.5	23	45.5	106	190
Temperature Range(NBR)	-20°C至+100°C					
Temperature Range(FKM)	-20°C至+180°C					

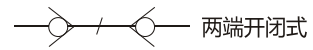
### 性能 (Performance)

测试液体: 油-200SUS ( Test Fluid:oil-200SUS )



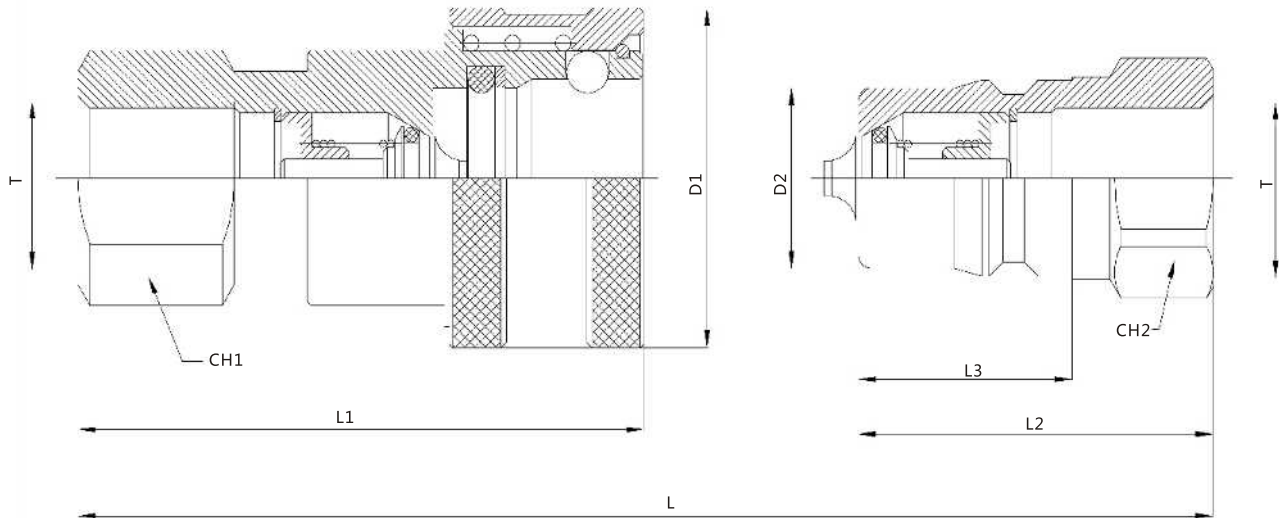
## LW-B1开闭式液压快速接头 (ISO7241-1B)

LW-B1CLOSE TYPE HYDRAULIC QUICK COUPLING (ISO7241-1B)



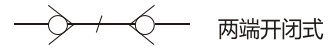
两端开闭式

Socket with valve Plug with valve



PART No.	ISO	L	L1	L2	L3	D1	D2	CH1	CH2	T		
LW-B1-01T-SP	DN5	59	48	29	19	24	10.9	17	14	ZG1/8	G1/8	NPT1/8
LW-B1-02T-SP	DN6.3	72	58	36	22.8	28.5	14.2	19	19	ZG1/4	G1/4	NPT1/4
LW-B1-03T-SP	DN10	80	65	40	25	35	19.1	24	24	ZG3/8	G3/8	NPT3/8
LW-B1-04T-SP	DN12.5	93	74	46.5	28	44.5	23.6	28.5	28.5	ZG1/2	G1/2	NPT1/2
LW-B1-06T-SP	DN20	113	92	56	36	54	31.5	36	36	ZG3/4	G3/4	NPT3/4
LW-B1-08T-SP	DN25	127	103	63	45	63.5	37.8	41	41	ZG1	G1	NPT1

## LW-B2中压高性能气液快速接头 (ISO7241-1B)



两端开闭式

LW-B2 MEDIUM-PRESSURE HIGH PERFORMANCE PNEUMATIC AND HYDRAULIC QUICK COUPLING (ISO7241-1B)

Socket with valve Plug with valve



订货编号:  
Part Number:

主体材质  
碳钢(三价铬)  
不锈钢(本色)  
黄铜(本色)

LW - B2 - 03B - P F G3/8

- ◆ 系列号 (Series)
- ◆ 规格代号 (Code)
- ◆ T 碳钢 (Steel)
  - SS 不锈钢 (Stainless steel)
  - B 黄铜 (Brass)
- ◆ P 插头 (Nipple)
- S 母体 (Coupling)
- SP 整套 (Whole)
- ◆ M 外螺纹 (External screw thread)
- F 内螺纹 (Internal thread)
- ◆ 螺纹代号 (Thread code)

### 特征

LW-B2系列接头具有以下特征:

- 接头断开时, 阀芯自动闭合, 防止泄漏。
- 接头连接后, 阀自动开启, 在额定工作范围内, 始终保持流体的畅通。
- 关键部件经过感应淬火, 所以耐用性好。
- 可靠的球锁机构将相匹配的两半部分结合在一起。
- 母插座和公插头采用实心的棒料精密制造。
- 本接头符合ISO7241-1B标准。
- 并与下列产品互换: 美国派克 (PARKER) 60系列、意大利快事达 (FASTER) HNV系列、美国爱力克 (AEROQUIP) FD45系列、美国汉森 (HANSEN) HK系列。

### Features

LW-B2 Series couplings feature :

- Poppet valves available to prevent uncoupled leakage.
- Poppet valves open automatically when coupled, within rated working pressure, to keep the flow expeditely.
- Critical parts are hardened for durability.
- Dependable ball-locking mechanism holds the mating halves together.
- Socket and plug are precision machined from solid bar stock.
- LW-B2 Series conforms to the standard of ISO7241-1B.
- Compatible with PARKER 60 Series, FASTER HNV Series, AEROQUIP FD45 Series and HANSEN HK Series.

### 应用

LW-B2接头适用于各种范围的液压应用。这类双截止接头能适用以下情况: 流体输送管路因设备操作或维护而需要连接及断开, 而且希望不出现流体损耗。

LW-B2系列广泛应用于各种工业所需的连接, 主要用于建筑设备、森林设备、液压机具、石油设备、钢铁设备及其他所需的液压应用。

### Applications

LW - B2 couplings, are used across the spectrum of hydraulic applications. These Double Shut-Off couplings can be found anywhere that fluid transfer lines need to be connected and disconnected for operation or maintenance of equipment, and a loss of fluid is undesirable.

The LW - B2 Series brings to the industry a proven design for use on construction equipment, forestry equipment, oil tools, steel mill machinery, and other demanding hydraulic applications.

### 技术规范

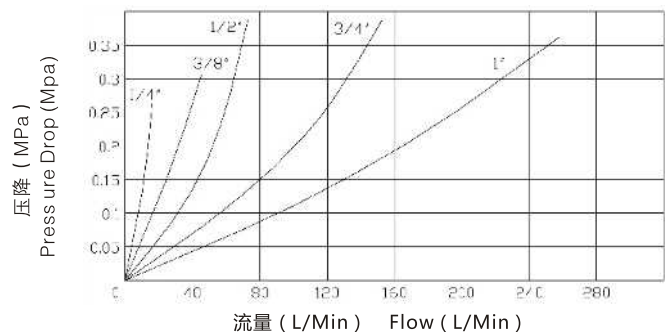
规格 (英寸)	1/4	3/8	1/2	3/4	1
规格代号	02	03	04	06	08
额定压力 (Mpa)					
碳钢	34.5	27.6	27.6	20.7	20.7
不锈钢316	13.8	13.8	10.4	10.4	7
黄铜	7	7	7	7	7
额定流量 (L/min)	11.5	23	45.5	106	190
温度范围 (丁腈橡胶)	-20°C至+100°C				
温度范围 (氟橡胶)	-20°C至+180°C				

### Specifications

Body Size(in)	1/4	3/8	1/2	3/4	1
Code	02	03	04	06	08
Rated Pressure (Mpa)					
STEEL	34.5	27.6	27.6	20.7	20.7
STAINESS STEEL316	13.8	13.8	10.4	10.4	7
BRASS	7	7	7	7	7
Rated Flow(L/min)	11.5	23	45.5	106	190
Temperature Range(NBR)	-20°C至+100°C				
Temperature Range(FKM)	-20°C至+180°C				

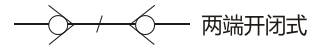
性能 (Performance)

测试液体: 油-200SUS (Test Fluid: oil-200SUS)



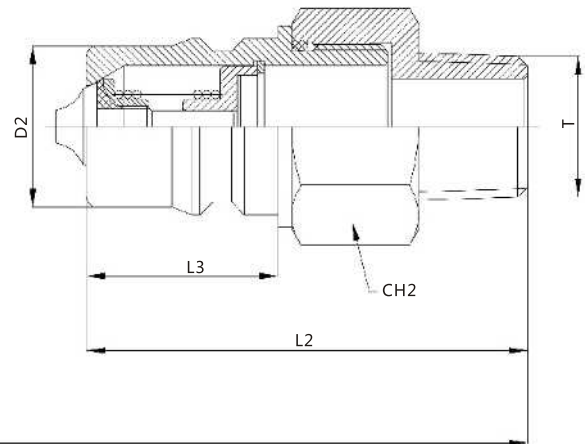
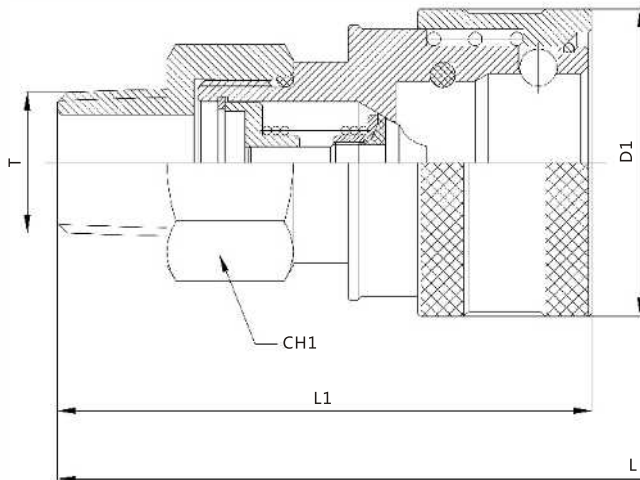
## LW-B2中压高性能气液快速接头 (ISO7241-1B)黄铜

LW-B2 MEDIUM-PRESSURE HIGH PERFORMANCE PNEUMATIC AND HYDRAULIC QUICK COUPLING (ISO7241-1B)



两端开闭式

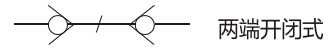
Socket with valve Plug with valve



PART No .	ISO	L	L1	L2	L3	D1	D2	CH1	CH2	T		
LW-B2-02B-SP	DN6.3	94	62.5	53	22.5	27	14.2	22	22	ZG1/4	G1/4	NPT1/4
LW-B2-03B-SP	DN10	99	68.5	55.5	25	35	19.1	27	27	ZG3/8	G3/8	NPT3/8
LW-B2-04B-SP	DN12.5	115	78	64.5	28	45	23.6	30	30	ZG1/2	G1/2	NPT1/2
LW-B2-06B-SP	DN20	133	93.5	74.5	36	54	31.5	36	36	ZG3/4	G3/4	NPT3/4
LW-B2-08B-SP	DN25	137	98	78	40	64.5	37.8	41	41	ZG1	G1	NPT1

## KZD 中压高性能气液快速接头(ISO7241-1B)黄铜

KZD MEDIUM-PRESSURE HIGH PERFORMANCE PNEUMATIC AND HYDRAULIC QUICKCOUPLING (ISO7241-1B) BRASS



Socket with valve Plug with valve



主体材质 黄铜(本色)

订货编号:  
Part Number:

**K Z D - 0 3 - P F G 3 / 8**

- ◆ 系列号 (Series)
- ◆ 规格代号 (Code)
- ◆ P 插头 (Nipple)
- S 母体 (Coupling)
- SP 整套 (Whole)
- ◆ M 外螺纹 (External screw thread)
- F 内螺纹 (Internal thread)
- ◆ 螺纹代号 (Thread code)

### 特征

KZD系列接头具有以下特征:

- 接头断开时, 阀芯自动闭合, 防止泄漏。
- 接头连接后, 阀自动开启, 在额定工作范围内, 始终保持流体的畅通。
- 关键部件经过感应淬火, 所以耐用性好。
- 可靠的球锁机构将相匹配的两半部分结合在一起。
- 母插座和公插头采用实心的棒料精密制造。
- 本接头符合ISO7241-1B标准。
- 并与下列产品互换: 美国派克 (PARKER) 60系列、意大利快事达 (FASTER) HNV系列、美国爱力克 (AEROQUIP) FD45系列、美国汉森 (HANSEN) HK系列。

### Features

KZD Series couplings feature :

- Poppet valves available to prevent uncoupled leakage.
- Poppet valves open automatically when coupled, within rated working pressure, to keep the flow expeditely.
- Critical parts are hardened for durability.
- Dependable ball-locking mechanism holds the mating halves together.
- Socket and plug are precision machined from solid bar stock.
- KZD Series conforms to the standard of ISO7241-1B.
- Compatible with PARKER 60 Series, FASTER HNV Series, AEROQUIP FD45 Series and HANSEN HK Series.

### 应用

KZD接头适用于各种范围的液压应用。这类双截止接头能适用以下情况: 流体输送管路因设备操作或维护而需要连接及断开, 而且希望不出现流体损耗。

KZD接头主要用于液压流体管路, 但也用于化学品水、蒸汽及某些气体管路。

### Applications

KZD couplings, are used across the spectrum of hydraulic applications. These Double Shut-Off couplings can be found anywhere that fluid transfer lines need to be connected and disconnected for operation or maintenance of equipment, and a loss of fluid is undesirable.

The KZD couplings primarily used with hydraulic fluid, are also used with chemical water, steam, and some gases.

### 技术规范

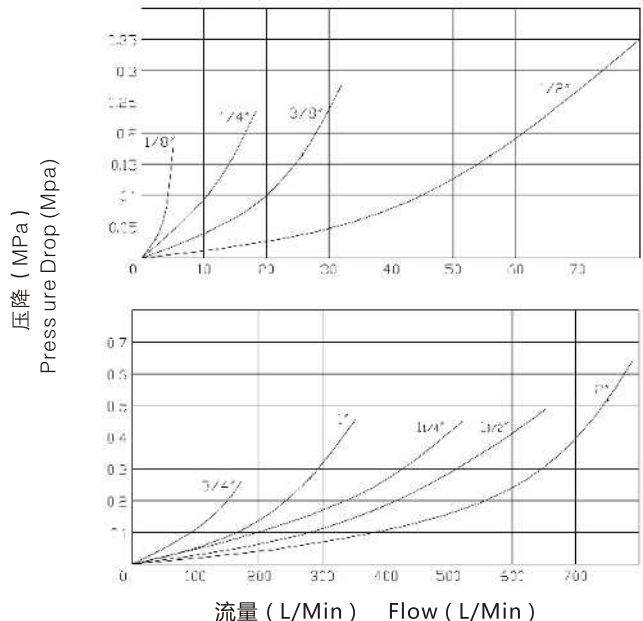
规格 (英寸)	1/8	1/4	3/8	1/2	3/4	1	1-1/4	1-1/2	2
规格代号	01	02	03	04	06	08	10	12	16
额定压力 (Mpa)	7	7	7	7	7	7	5.5	5.5	5.5
额定流量 (L/min)	3.8	11.5	23	45.5	106	190	330	830	900
温度范围 (丁腈橡胶)	-20°C至+100°C								

### Specifications

Body Size(in)	1/8	1/4	3/8	1/2	3/4	1	1-1/4	1-1/2	2
Code	01	02	03	04	06	08	10	12	16
Rated pressure (Mpa)	7	7	7	7	7	7	5.5	5.5	5.5
Rated Flow(L/min)	3.8	11.5	23	45.5	106	190	330	830	900
Temperature Range(NBR)	-20°C至+100°C								

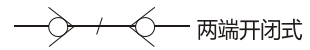
性能 (Performance)

测试液体: 油-200SUS (Test Fluid: oil-200SUS)



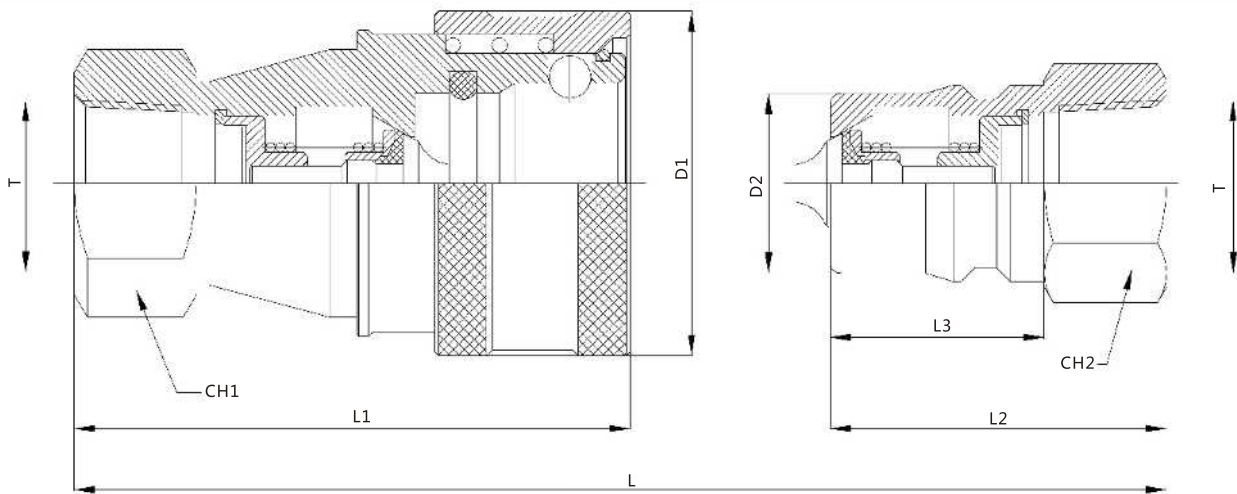
### KZD 中压高性能气液快速接头(ISO7241-1B)黄铜

KZD MEDIUM-PRESSURE HIGH PERFORMANCE PNEUMATIC AND HYDRAULIC QUICKCOUPLING (ISO7241-1B) BRASS



两端开闭式

Socket with valve Plug with valve

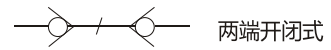


PART NO.	ISO	L	L1	L2	L3	D1	D2	CH1	CH2	T		
KZD-01-SP	DN5	59	48	29	19	24	10.9	14	14	ZG1/8	G1/8	NPT1/8
KZD-02-SP	DN6.3	72	58	36	22.5	27	14.2	19	17	ZG1/4	G1/4	NPT1/4
KZD-03-SP	DN10	80	65	40	25	35	19.1	22	22	ZG3/8	G3/8	NPT3/8
KZD-04-SP	DN12.5	89	72.5	44	28	45	23.6	29	27	ZG1/2	G1/2	NPT1/2
KZD-06-SP	DN20	105	88	52	36	54	31.5	36	36	ZG3/4	G3/4	NPT3/4
KZD-08-SP	DN25	125	102	62	40	64.5	37.8	41	41	ZG1	G1	NPT1
KZD-10-SP	DN31.5	141	115	70	45	69	45	54	52	ZG1-1/4	G1-1/4	NPT1-1/4
KZD-12-SP	DN40	150	124	75	49	79	50	60	60	ZG1-1/2	G1-1/2	NPT1-1/2
KZD-16-SP	DN50	160	132	80	52	102	70	77	77	ZG2	G2	NPT2



## KZF 开闭式气液快速接头(ISO7241-1B)不锈钢304

KZF CLOSE TYPE PNEUMATIC AND HYDRAULIC QUICK COUPLING (ISO7241-1B) STAINLESS STEEL304



Socket with valve Plug with valve



主体材质 不锈钢(本色)

订货编号:

Part Number:

KZF-03-PF G3/8

- ◆系列号 (Series)
- ◆规格代号 (Code)
- ◆P 插头 (Nipple)
- S 母体 (Coupling)
- SP 整套 (Whole)
- ◆M 外螺纹 (External screw thread)
- F 内螺纹 (Internal thread)
- ◆螺纹代号 (Thread code)

### 特征

KZF系列接头具有以下特征:

- 接头断开时, 阀芯自动闭合, 防止泄漏。
- 接头连接后, 阀自动开启, 在额定工作范围内, 始终保持流体的畅通。
- 可靠的球锁机构将相匹配的两半部分结合在一起。
- 母插座和公插头采用实心的棒料精密制造。
- 本接头符合ISO7241-1B标准。
- 并与下列产品互换: 美国派克 (PARKER) 60系列、意大利快事达 (FASTER) HNV系列、美国爱力克 (AEROQUIP) FD45系列、美国汉森 (HANSEN) HK系列。

### Features

KZF Series couplings feature :

- Poppet valves available to prevent uncoupled leakage.
- Poppet valves open automatically when coupled, within rated working pressure, to keep the flow expeditely.
- Dependable ball-locking mechanism holds the mating halves together.
- Socket and plug are precision machined from solid bar stock.
- KZF Series conforms to the standard of ISO7241-1B.
- Compatible with PARKER 60 Series, FASTER HNV Series, AEROQUIP FD45 Series and HANSEN HK Series.

### 应用

KZF接头适用于各种范围的液压应用。这类双截止接头能适用以下情况: 流体输送管路因设备操作或维护而需要连接及断开, 而且希望不出现流体损耗。  
KZF接头主要用于液压流体管路, 但也用于化学品水、蒸汽及某些气体管路。

### Applications

KZFcouplings, are used across the spectrum of hydraulic applications. These Double Shut-Off couplings can be found anywhere that fluid transfer lines need to be connected and disconnected for operation or maintenance of equipment, and a loss of fluid is undesirable.  
KZF couplings primarily used with hydraulic fluid, are also used with chemicals, water, steam and some gases.

### 技术规范

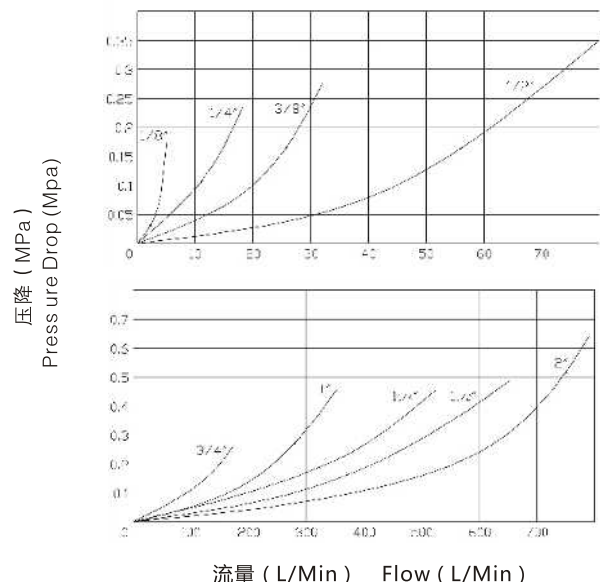
规格 (英寸)	1/8	1/4	3/8	1/2	3/4	1	1-1/4	1-1/2	2
规格代号	01	02	03	04	06	08	10	12	16
额定压力 (Mpa)	13.8	13.8	10.4	10.4	10.4	7	7	7	7
额定流量 (L/min)	3.8	11.5	23	45.5	106	190	330	830	900
温度范围 (丁腈橡胶)	-20°C至+180°C								

### Specifications

Body Size(in)	1/8	1/4	3/8	1/2	3/4	1	1-1/4	1-1/2	2
Code	01	02	03	04	06	08	10	12	16
Rated Pressure ( Mpa )	13.8	13.8	10.4	10.4	10.4	7	7	7	7
Rated Flow(L/min)	3.8	11.5	23	45.5	106	190	330	830	900
Temperature Range(NBR)	-20°C至+180°C								

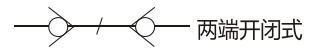
### 性能 (Performance)

测试液体: 油-200SUS (Test Fluid: oil-200SUS)



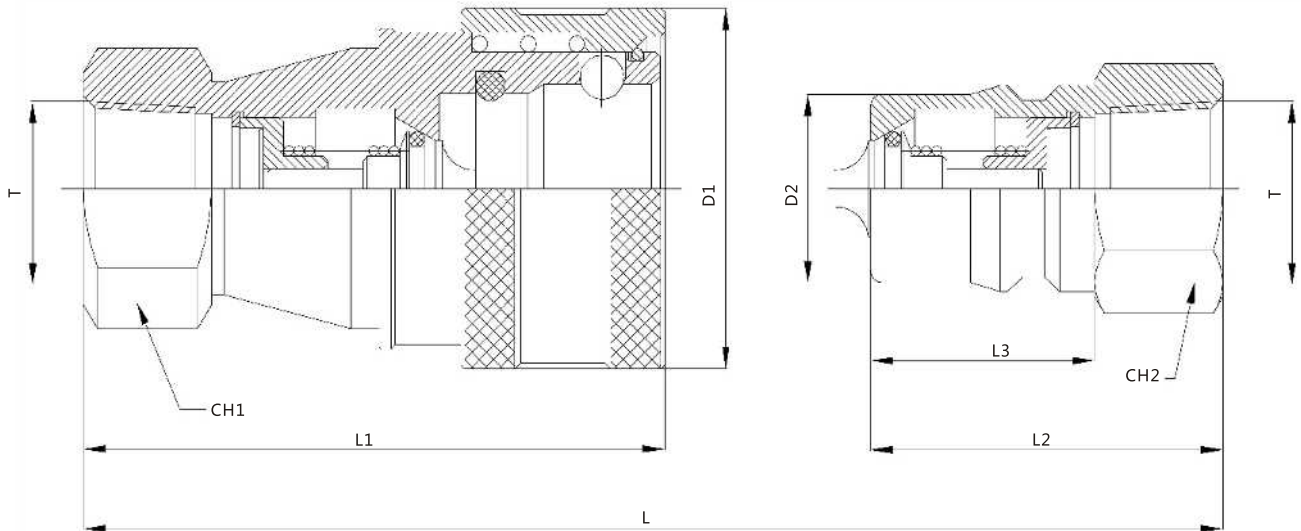
### KZF 开闭式气液快速接头(ISO7241-1B)不锈钢304

KZF CLOSE TYPE PNEUMATIC AND HYDRAULIC QUICK COUPLING (ISO7241-1B)  
STAINLESS STEEL304



两端开闭式

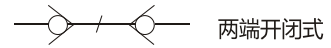
Socket with valve Plug with valve



PART NO.	ISO	L	L1	L2	L3	D1	D2	CH1	CH2	T
KZF-01-SP	DN5	59	48	29	19	24	10.9	14	14	ZG1/8 G1/8 NPT1/8
KZF-02-SP	DN6.3	72	58	36	22.5	27	14.2	19	17	ZG1/4 G1/4 NPT1/4
KZF-03-SP	DN10	80	65	40	25	35	19.1	22	22	ZG3/8 G3/8 NPT3/8
KZF-04-SP	DN12.5	89	72.5	44	28	45	23.6	29	27	ZG1/2 G1/2 NPT1/2
KZF-06-SP	DN20	105	88	52	36	54	31.5	36	36	ZG3/4 G3/4 NPT3/4
KZF-08-SP	DN25	125	102	62	40	64.5	37.8	41	41	ZG1 G1 NPT1
KZF-10-SP	DN31.5	141	115	70	45	68	45	54	52	ZG1-1/4 G1-1/4 NPT1-1/4
KZF-12-SP	DN40	150	124	75	49	78	50	60	60	ZG1-1/2 G1-1/2 NPT1-1/2
KZF-16-SP	DN50	160	132	80	52	102	70	77	77	ZG2 G2 NPT2

## LW-C1钢球式液压快速接头(ISO5675)

LW-C1 BALL VALVES TYPE HYDRAULIC QUICK COUPLING (ISO5675)



Socket with valve Plug with valve



订货编号:  
Part Number:

主体材质  
碳钢(三价铬)  
不锈钢(本色)  
黄铜(本色)

LW - C1 - 03 T - P F G3/8

- ◆ 系列号 (Series)
- ◆ 规格代号 (Code)
- ◆ T 碳钢 (Steel)
- SS 不锈钢 (Stainless steel)
- B 黄铜 (Brass)
- ◆ P 插头 (Nipple)
- S 母体 (Coupling)
- SP 整套 (Whole)
- ◆ M 外螺纹 (External screw thread)
- F 内螺纹 (Internal thread)
- ◆ 螺纹代号 (Thread code)

### 特征

LW-C1系列接头具有以下特征:

- 接头断开时, 阀芯自动闭合, 防止泄漏。
- 接头连接后, 阀自动开启, 在额定工作范围内, 始终保持流体的畅通。
- 阀采用坚硬的铬合金钢球。钢球被弹簧加载以使牢固的固定在阀座处。
- 阀提供钢球与内锥面之间的金属对金属密封。
- 关键部件经过感应淬火, 所以耐用性好。
- 可靠的球锁机构将相匹配的两半部分结合在一起。
- 母插座和公插头采用实心的棒料精密制造。
- 本接头符合ISO5675标准。
- 并与下列产品互换: 美国派克 (PARKER) 4000系列、意大利快事达 (FASTER) NV/NS系列。

### Features

LW-C1 Series couplings feature :

- Poppet valves available to prevent uncoupled leakage.
- Poppet valves open automatically when coupled, within rated working pressure, to keep the flow expeditely.
- Hard, chrome alloy balls are used for valving, It be loaded on the valve seat by the springs.
- The valve provides a metal-to-metal seal between the ball and coined seat.
- Critical parts are hardened for durability.
- Dependable ball-locking mechanism holds the mating halves together.
- Socket and plug are precision machined from solid bar stock.
- LW - C1 Series conforms to the standard of ISO5675.
- Compatible with PARKER 4000 Series, FASTER NV/NS Series.

### 应用

LW-C1 系列广泛应用于各种工业所需的连接, 主要用于建筑设备、森林设备、液压机具、钢铁设备及其他所需的液压应用。

### Applications

The LW-C1 Series brings to the industry a proven design for use on construction equipment, forestry equipment, oil tools, steel mill machinery, and other demanding hydraulic applications.

### 技术规范

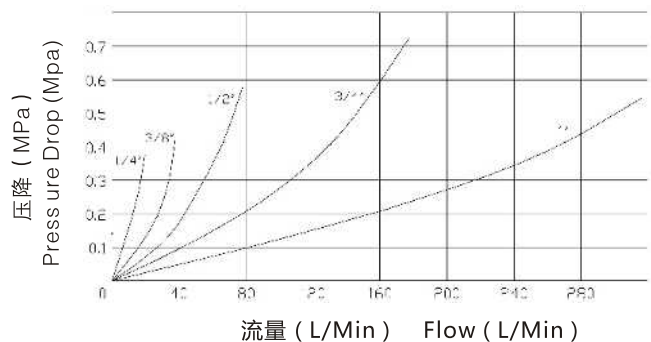
规格 (英寸)	1/4	3/8	1/2	3/4	1
规格代号	02	03	04	06	08
额定压力 (Mpa)					
碳钢	34.5	27.6	27.6	20.7	20.7
不锈钢	13.8	13.8	10.4	10.4	7
黄铜	7	7	7	7	7
额定流量 (L/min)	11.5	23	45.5	106	190
温度范围 (丁腈橡胶)	-20°C至+100°C				
温度范围 (氟橡胶)	-20°C至+180°C				

### Specifications

Body Size(in)	1/4	3/8	1/2	3/4	1
Code	02	03	04	06	08
Rated Pressure(Mpa)					
STEEL	34.5	27.6	27.6	20.7	20.7
STAINLESS STEEL	13.8	13.8	10.4	10.4	7
BRASS	7	7	7	7	7
Rated Flow(L/min)	11.5	23	45.5	106	190
Temperature Range(NBR)	-20°C至+100°C				
Temperature Range(FKM)	-20°C至+180°C				

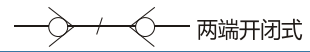
性能 (Performance)

测试液体: 油-200SUS (Test Fluid: oil-200SUS)

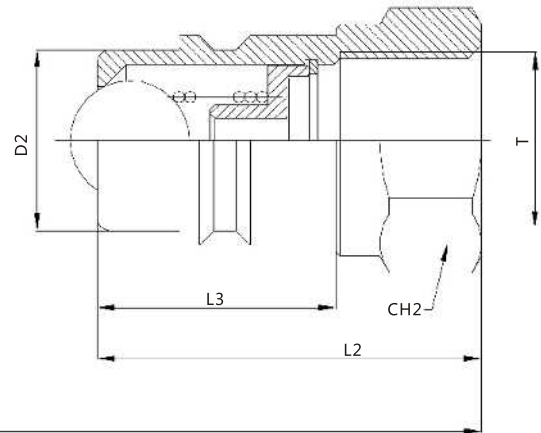
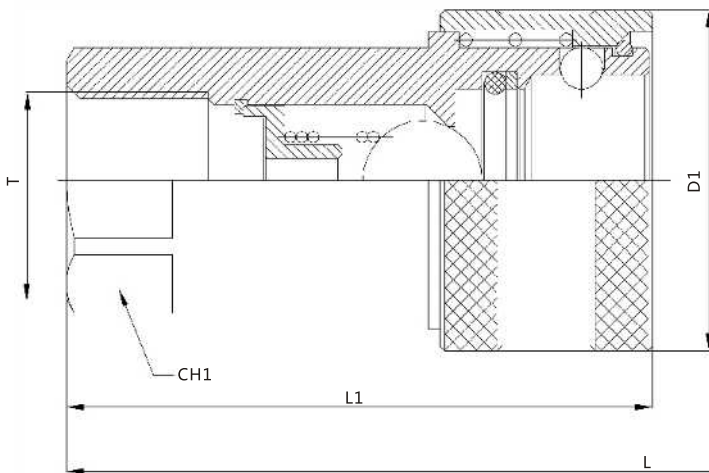


## LW-C1钢球式液压快速接头(ISO5675)

LW-C1 BALL VALVES TYPE HYDRAULIC QUICK COUPLING (ISO5675)



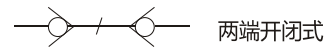
Socket with valve Plug with valve



PART No .	ISO	L	L1	L2	L3	D1	D2	CH1	CH2	T		
LW-C1-02T-SP	DN6.3	72	53.5	37.5	18.5	27.5	14.2	19	19	ZG1/4	G1/4	NPT1/4
LW-C1-03T-SP	DN10	83	63	40	22	34	19	24	24	ZG3/8	G3/8	NPT3/8
LW-C1-04T-SP	DN12.5	88	66.5	43.5	27	38.5	20.5	27	27	ZG1/2	G1/2	NPT1/2
LW-C1-06T-SP	DN20	108	82	53.5	32	48	28	34	34	ZG3/4	G3/4	NPT3/4
LW-C1-08T-SP	DN25	127	96.5	63	38	56	31.3	41	41	ZG1	G1	NPT1

## LW-C2开闭式液压快速接头(ISO5675)碳钢

LW-C2 CLOSE TYPE HYDRAULIC QUICK COUPLING (ISO5675) STEEL



两端开闭式

Socket with valve Plug with valve



主体材质 碳钢(三价格)

订货编号:

Part Number:

LW - C2 - 03 - PF G3/8

- ◆ 系列号 (Series)
- ◆ 规格代号 (Code)
- ◆ P 插头 (Nipple)
- S 母体 (Coupling)
- SP 整套 (Whole)
- ◆ M 外螺纹 (External screw thread)
- F 内螺纹 (Internal thread)
- ◆ 螺纹代号 (Thread code)

### 特征

LW-C2系列接头具有以下特征:

- 接头断开时, 阀芯自动闭合, 防止泄漏。
- 接头连接后, 阀自动开启, 在额定工作范围内, 始终保持流体的畅通。
- 关键部件经过感应淬火, 所以耐用性好。
- 可靠的球锁机构将相匹配的两半部分结合在一起。
- 母插座和公插头采用实心的棒料精密制造。
- 本接头符合ISO5675标准。
- 并与下列产品互换: 美国派克 (PARKER) 4000系列、意大利快事达 (FASTER) NV/NS系列。

### Features

LW-C2 Series couplings feature :

- Poppet valves available to prevent uncoupled leakage.
- Poppet valves open automatically when coupled, within rated working pressure, to keep the flow expediently.
- Critical parts are hardened for durability.
- Dependable ball-locking mechanism holds the mating halves together.
- Socket and plug are precision machined from solid bar stock.
- LW - C2 Series conforms to the standard of ISO5675.
- Compatible with PARKER 4000 Series, FASTER NV/NS Series.

### 应用

LW-C2系列广泛应用于各种工业所需的连接, 主要用于建筑设备、森林设备、液压机具、石油设备、钢铁设备及其他所需的液压应用。

### Applications

The LW - C2 Series brings to the industry a proven design for use on construction equipment, forestry equipment, oil tools, Oil equipment, steel mill machinery, and other demanding hydraulic applications.

### 技术规范

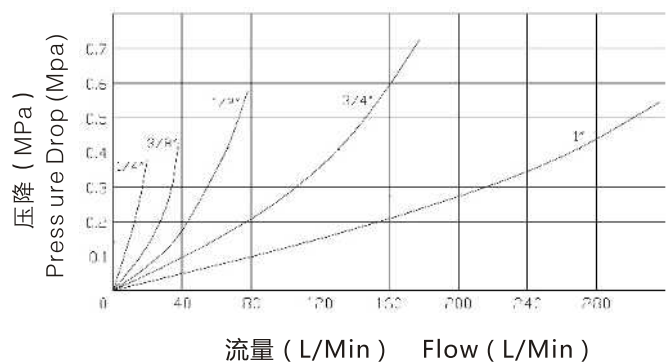
规格 (英寸)	1/4	3/8	1/2	3/4	1
规格代号	02	03	04	06	08
额定压力 (Mpa)	34.5	27.6	27.6	20.7	20.7
额定流量 (L/min)	11.5	23	45.5	106	190
温度范围 (丁腈橡胶)	-20°C至+100°C				

### Specifications

Body Size(in)	1/4	3/8	1/2	3/4	1
Code	02	03	04	06	08
Rated Pressure(Mpa)	34.5	27.6	27.6	20.7	20.7
Rated Flow(L/min)	11.5	23	45.5	106	190
Temperature Range(NBR)	-20°C至+100°C				

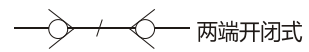
### 性能 (Performance)

测试液体: 油-200SUS (Test Fluid: oil-200SUS)

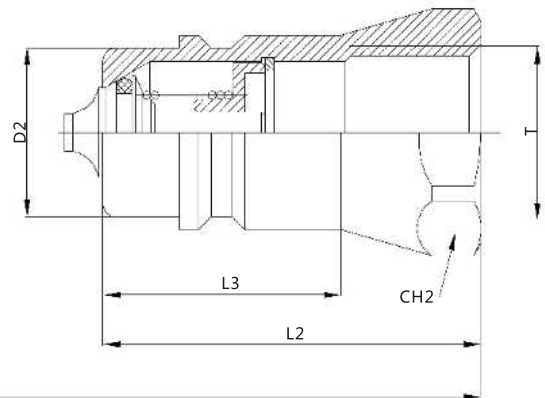
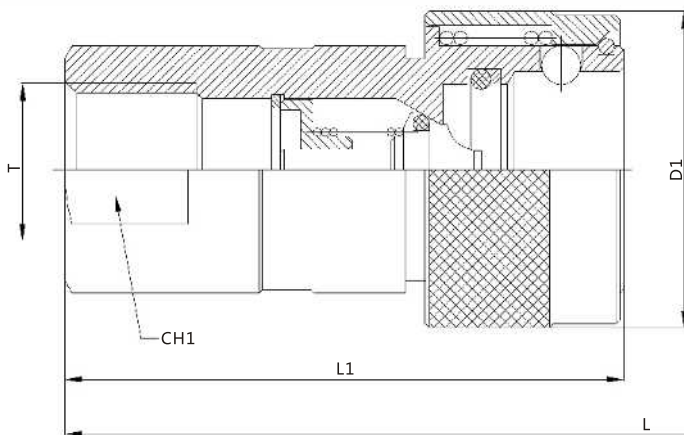


LW-C2开闭式液压快速接头(ISO5675)碳钢

LW-C2CLOSE TYPE HYDRAULIC QUICK COUPLING (ISO5675) STEEL



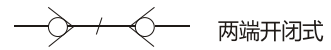
Socket with valve Plug with valve



PART No .	ISO	L	L1	L2	L3	D1	D2	CH1	CH2	T		
LW-C2-02-SP	DN6.3	74	55.5	36	18.5	27.5	14.2	22.2	19	ZG1/4	G1/4	NPT1/4
LW-C2-03-SP	DN10	80	60.5	40	22	34	19	24	24	ZG3/8	G3/8	NPT3/8
LW-C2-04-SP	DN12.5	92	58	46	29	38.5	20.5	27	27	ZG1/2	G1/2	NPT1/2
LW-C2-06-SP	DN20	102	83	51	28.5	47.5	26.9	35	33.3	ZG3/4	G3/4	NPT3/4
LW-C2-08-SP	DN25	129	97.5	64	34	56	31.3	41	41	ZG1	G1	NPT1

## LW-CT推拉式液压快速接头(ISO5675)碳钢

LW-CT PUSH AND PULL TYPE HYDRAULIC QUICK COUPLING (ISO5675) STEEL



Socket with valve Plug with valve



主体材质 碳钢(三价格)

### 特征

LW-CT系列接头具有以下特征:

- 在接头被夹紧或以舱壁形式安装时，双作用套筒可以用单手操作。
- 接头断开时，阀芯自动闭合，防止泄漏。
- 接头连接后，阀自动开启，在额定工作范围内始终保持流体的畅通。
- 关键部件经过感应淬火，所以耐用性好。
- 可靠的球锁机构将相匹配的两半部分结合在一起。
- 母插座及公插头采用实心的棒料精工制造。
- 本接头符合ISO5675标准。
- 并与下列产品互换：美国派克（PARKER）4250系列、意大利快事达（FASTER）CPV-CNV系列。

### Features

LW-CT Series couplings feature :

- Double acting sleeve for one handed push-to-connect operation when coupler is clamp or bulkhead mounted.
- Poppet valves available to prevent uncoupled leakage.
- Poppet valves open automatically when coupled. Within rated working pressure, to keep the flow expeditely.
- Critical parts are hardened for durability.
- Dependable ball-locking mechanism holds the mating halves together.
- Socket and plug are precision machined from solid bar stock.
- The series conforms to the standard of ISO5675.
- Compatible with PARKER 4250 Series, FASTER CPV-CNV Series.

### 应用

LW-CT系列广泛应用于各种工业用途，用于建筑设备、森林设备、农业机械及液压机具。

### Applications

The LW - CT Series brings to the industry a proven design for use on construction equipment, forestry equipment, agricultural machinery, and oil tools.

### 订货编号:

Part Number:

LW - CT - 04 - PF NPT 1 / 2

- ◆系列号 (Series)
- ◆规格代号 (Code)
- ◆P 插头 (Nipple)
- S 母体 (Coupling)
- SP 整套 (Whole)
- ◆M 外螺纹 (External screw thread)
- F 内螺纹 (Internal thread)
- ◆螺纹代号 (Thread code)

### 技术规范

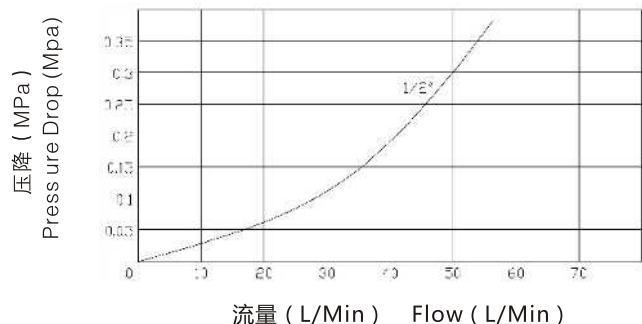
规格 (英寸)	1 / 2
额定压力 (Mpa)	20.7
额定流量 (L/min)	45.5
温度范围 (丁腈橡胶)	-20°C至+100°C

### Specifications

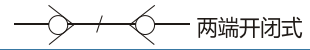
Body Size(in)	1 / 2
Rated Pressure(Mpa)	20.7
Rated Flow(L/min)	45.5
Temperature Range(NBR)	-20°C至+100°C

### 性能 (Performance)

测试液体: 油-200SUS (Test Fluid: oil-200SUS)



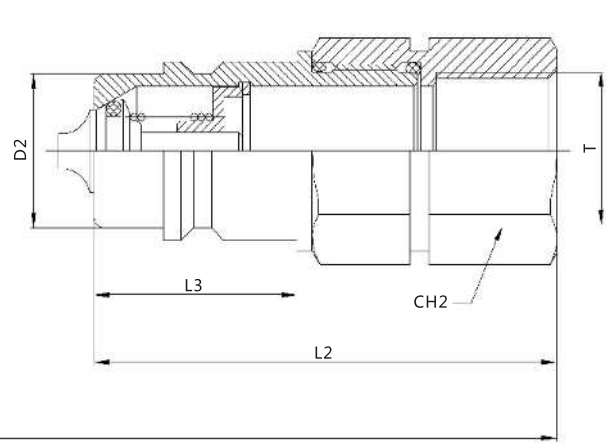
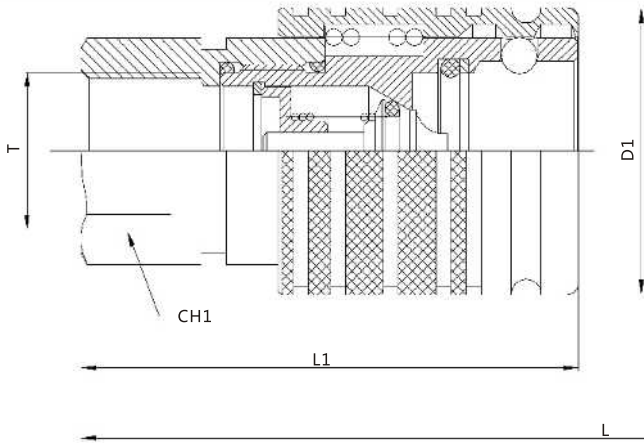
LW-CT推拉式液压快速接头 (ISO5675)碳钢



两端开闭式

LW-CT PUSH AND PULL TYPE HYDRAULIC QUICK COUPLING (ISO5675) STEEL

Socket with valve Plug with valve



PART No .	L	L1	L2	L3	D1	D2	CH1	Ch2	T		
LW-CT-04F3/8	105.5	66	61.5	27	38	20.5	27	27	ZG3/8	G3/8	NPT3/8
LW-CT-04F1/2	111.5	66	61.5	27	38	20.5	27	27	ZG1/2	G1/2	NPT1/2
LW-CT-04F3/4	105.5	69	61.5	27	38	20.5	34	34	ZG3/4	G3/4	NPT3/4
LW-CT-04FM14	105.5	66	61.5	27	38	20.5	27	27	M14*1.5		
LW-CT-04FM16	105.5	66	61.5	27	38	20.5	27	27	M16*1.5		
LW-CT-04FM18	105.5	66	61.5	27	38	20.5	27	27	M18*1.5		
LW-CT-04FM22	88	66	61.5	27	38	20.5	27	27	M22*1.5		

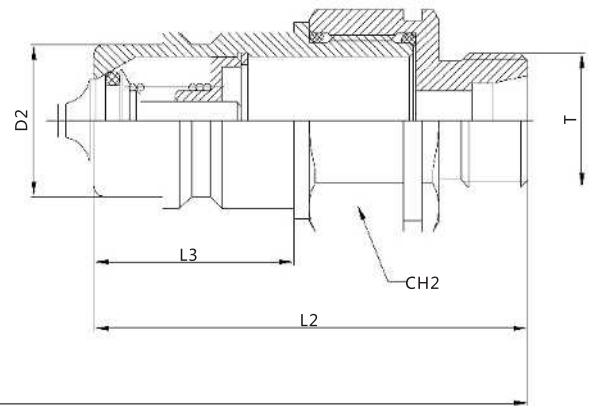
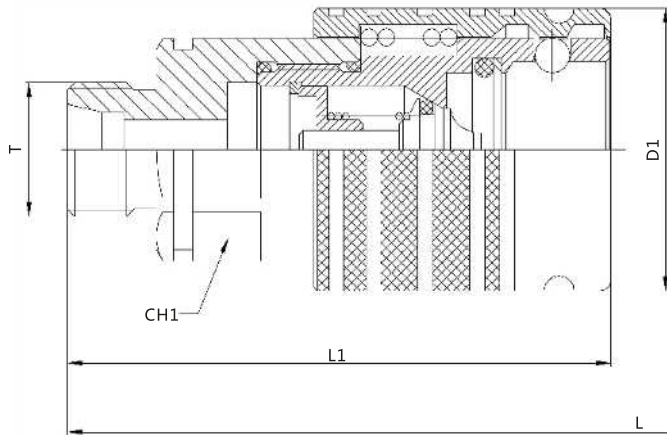


LW-CT 推拉式液压快速接头 (ISO5675) 碳钢

LW-CT PUSH AND PULL TYPE HYDRAULIC QUICK COUPLING (ISO5675) STEEL

—○— / —○— 两端开闭式

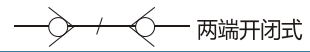
Socket with valve Plug with valve



PART No .	L	L1	L2	L3	D1	D2	CH1	CH2	T
LW-CT-04-8L	110	73	58	27	38	20.5	27	27	M14*1.5
LW-CT-04-10L	110	73	58	27	38	20.5	27	27	M16*1.5
LW-CT-04-12L	110	73	58	27	38	20.5	34	34	M18*1.5
LW-CT-04-15L	114	75	60	27	38	20.5	27	27	M22*1.5
LW-CT-04-18L	114	75	60	27	38	20.5	27	27	M26*1.5
LW-CT-04-10S	110	73	58	27	38	20.5	27	27	M18*1.5
LW-CT-04-12S	110	73	58	27	38	20.5	27	27	M20*1.5
LW-CT-04-14S	114	75	60	27	38	20.5	27	27	M22*1.5
LW-CT-04-16S	114	75	60	27	38	20.5	27	27	M24*1.5
LW-CT-04-20S	128	77	72	27	38	20.5	30	30	M30*2

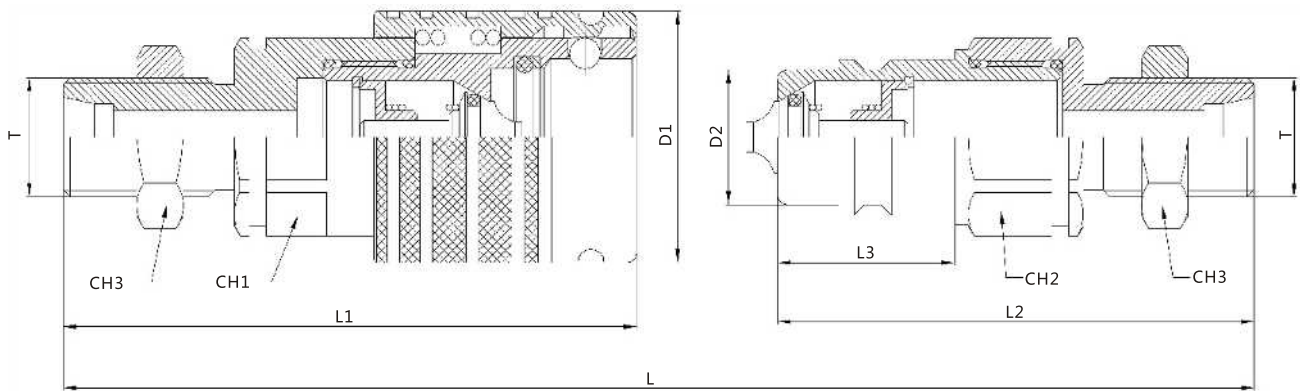
LW-CT推拉式液压快速接头 (ISO5675)碳钢

LW-CT PUSH AND PULL TYPE HYDRAULIC QUICK COUPLING (ISO5675) STEEL



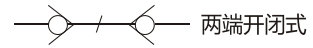
两端开闭式

Socket with valve Plug with valve



PART No .	L	L1	L2	L3	D1	D2	CH1	CH2	CH2	T
LW-CT-04-8LC	138	87	72	27	38	20.5	27	27	19	M14*1.5
LW-CT-04-10LC	138	87	72	27	38	20.5	27	27	24	M16*1.5
LW-CT-04-12LC	138	87	72	27	38	20.5	34	34	24	M18*1.5
LW-CT-04-15LC	142	89	74	27	38	20.5	27	27	27	M22*1.5
LW-CT-04-18LC	142	89	74	27	38	20.5	27	27	30	M26*1.5
LW-CT-04-10SC	138	87	72	27	38	20.5	27	27	24	M18*1.5
LW-CT-04-12SC	138	87	72	27	38	20.5	27	27	27	M20*1.5
LW-CT-04-14SC	142	89	74	27	38	20.5	27	27	27	M22*1.5
LW-CT-04-16SC	142	89	74	27	38	20.5	27	27	30	M24*1.5
LW-CT-04-20SC	156	96	81	27	38	20.5	30	30	36	M30*2

## LW-FF 平面式液压快速接头(ISO16028)



LW-FF FLAT FACE TYPE HYDRAULIC QUICK COUPLING (ISO16028)

Socket with valve Plug with valve



订货编号:

Part Number:

主体材质

碳钢(三价铬)

不锈钢(本色)

LW - FF - 04 T - P F G3/8

- ◆ 系列号 (Series)
- ◆ 规格代号 (Code)
- ◆ T 碳钢 (Steel)  
SS 不锈钢 (Stainless steel)
- ◆ P 插头 (Nipple)  
S 母体 (Coupling)  
SP 整套 (Whole)
- ◆ M 外螺纹 (External screw thread)  
F 内螺纹 (Internal thread)
- ◆ 螺纹代号 (Thread code)

### 应用

系列接头广泛用于以下公用设施：液压油泄漏会构成严重的安全险情，尤其对于用于高压电源输送线维护的架空斗式起重机。这类接头还用于建筑、铁路维护及矿业中的液压机具之快速切换，易于清理使之能理想地用于这类特殊环境。

### Applications

Series couplings are widely used in the public utility market where hydraulic oil spillage can constitute a serious safety hazard, particularly in overhead bucket hoists that are used for maintenance of high-voltage power transmission lines. These couplings are also used for quick change of hydraulic Tools in construction, railway maintenance and mining industries. The ease of cleaning makes them ideal for use in these types of hostile environments.

### 技术规范

规格 (英寸)	1/4	3/8	1/2	3/4	1
规格代号	02	03	04	06	08
额定压力 (Mpa)					
碳钢	34.5	27.6	27.6	20.7	20.7
不锈钢	13.8	13.8	10.4	10.4	7
额定流量 (L/min)	11.5	23	45.5	106	190
温度范围 (丁腈橡胶)	-20°C至+100°C				
温度范围 (氟橡胶)	-20°C至+180°C				

### Specifications

Body Size(in)	1/4	3/8	1/2	3/4	1
Code	02	03	04	06	08
Rated Pressure(Mpa)					
STEEL	34.5	27.6	27.6	20.7	20.7
STAINLESS STEEL316	13.8	13.8	10.4	10.4	7
Rated Flow(L/min)	11.5	23	45.5	106	190
Temperature Range(NBR)	-20°C至+100°C				
Temperature Range(FKM)	-20°C至+180°C				

### 特征

#### LW-FF系列接头具有以下特征:

- 新型阀的设计，能抵抗高速流体与脉冲压力的冲击，提供更高的性能。
- 套筒锁紧机构通过连接后旋转套筒而啮合。可防止接头在地上拖动时意外断开。
- 套筒机构的设计有助于防止杂物进入内部机构从而在连接或断开时引起误操作。套筒覆盖挡圈并且在弹簧区域包含了防尘密封件。
- 经过淬火处理的公插头和套筒以及实心棒料结构造就优质接头，它可最大限度的抵抗由于液压和机械冲击而造成的损坏。
- 这种抗爆裂BFT密封圈设计用于防止在危险工作状况下出现爆裂或损坏。
- 耐用球锁机构保证每次都能可靠连接。更多数量的锁定钢球均匀分配工作负载，同时提供对中及旋转动作从而减小软管扭曲并延长软管使用期。警告：这类产品不能用作旋转接头，在压力下旋转会导致过度和过早磨损。
- LW-FF系列接头在连接及断开时使用平齐阀机构操作。这意味着阀之间的接合能使断开时只损失少量流体，或在重新连接时只混入少量空气。
- 采用新工艺环保镀锌，提供更高的防锈性能。
- LW-FF接头符合ISO16028标准。
- 并与下列产品互换：美国派克 (PARKER) FE系列，FF系列、意大利意奇 (STUCCHI) A8008系列、美国爱力克 (AEROQUIP) FD89系列、美国汉森 (HANSEN) QA2900系列。

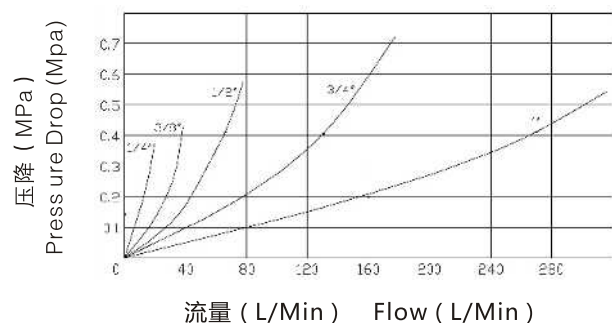
### Features

#### LW-FF Series couplings feature :

- New valve design, it can resistance damage from high flow and the pressure of impulse that providing advanced performance.
- Sleeve locking mechanism is engaged by rotating sleeve after connection. It prevents accidental disconnection when coupling is dragged along the ground.
- Sleeve mechanism is designed to help prevent dirt from entering the internal mechanism and thus causing faulty operation when connecting or disconnecting. The sleeve covers the retaining ring and also incorporate a dust seal in the spring area.
- Hardened nipples and sleeves and solid barstock construction make for a quality coupling with maximum resistance to damage from hydraulic and mechanical shock.
- This Anti-Blowout Nitrile/PTFE bonded seal is designed to prevent blow-out or damage during severe service conditions.
- Durable ball-locking mechanism assures reliable connection every time. A large number of locking balls distributes and work load evenly while providing alignment and swiveling action to reduce hose torque and prolong hose life. CAUTION: These products are not to be used as swivels; rotation under pressure will result in excessive and premature wear.
- LW-FF Series couplings employ flush valving when connecting or disconnecting. This means that the valves are mated together so that only small amounts of fluid can be lost during disconnection or air inclusion during reconnection.
- New chrome plating treatment provides advanced anti-rust performance.
- LW-FF Series conforms to the standard of ISO16028.
- Compatible with PARKER FE, FF Series, STUCCHI A8008 Series, AEROQUIP FD89 Series and HANSEN QA2900 Series.

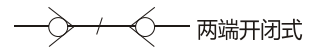
#### 性能 (Performance)

测试液体：油-200SUS (Test Fluid: oil-200SUS)



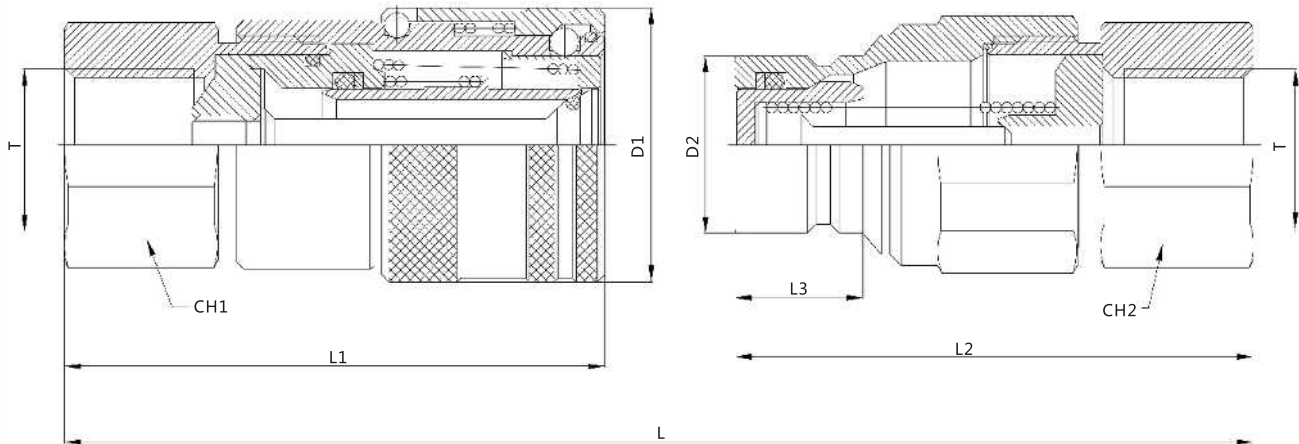
## LW-FF平面式液压快速接头(ISO16028)

LW-FF FLAT FACE TYPE HYDRAULIC QUICK COUPLING (ISO16028)



两端开闭式

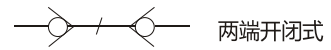
Socket with valve Plug with valve



PART No.	ISO	L	L1	L2	L3	D1	D2	CH1	CH2	T		
LW-FF-02T-SP	DN6.3	96	58	49	11.8	28	16.2	20	20	ZG1/4	G1/4	NPT1/4
LW-FF-03T-SP	DN10	108	68	56	16.5	32	19.8	24	24	ZG3/8	G3/8	NPT3/8
LW-FF-04T-SP	DN12.5	129	75	72	17.8	38	24.5	32	32	ZG1/2	G1/2	NPT1/2
LW-FF-06T-SP	DN20	138	80	75.5	17.5	42	27	36	36	ZG3/4	G3/4	NPT3/4
LW-FF-08T-SP	DN25	172	100	94	23.5	48	30	41	41	ZG1	G1	NPT1

## KZE-B 螺纹锁紧式液压快速接头 (碳钢)

KZE-B THREAD LOCKED TYPE HYDRAULIC QUICK COUPLING (STEEL)



Socket with valve Plug with valve



主体材质 碳钢(三价格)

### 特征

#### KZE-B系列接头具有以下特征:

- 采用实心钢棒料加工制造, 所以耐用性好。
- 本系列母插座采用螺纹套筒锁定结构, 与公插头相应的外螺纹配套使用。连接时公母两部分必须通过螺纹采用手动方式结合在一起。
- 阀采用坚硬的铬合金钢球。钢球被弹簧加载以使牢固的固定在阀座处。
- 阀提供钢球与内锥面之间的金属对金属密封。
- 接头密封为聚氨酯橡胶材料, 能抵抗高压下挤出。
- 螺纹阀挡圈提供阀止挡, 保证阀能牢靠的对中。
- 并与下列产品互换: 美国派克 (PARKER) 3000系列、意大利快事达 (FASTER) PVVM系列。

### Features

#### KZE-B Series couplings feature:

- Machined from solid steel barstock for durability.
- The series employs a threaded sleeve locking mechanism, mates with matching male threads on the nipple. The two halves must be manually threaded together for connection.
- Hard, chrome alloy balls are used for valving, It be loaded on the valve seat by the springs.
- The valve provides a metal-to-metal seal between the ball and coined seat.
- The interface seal is polyurethane which resists high pressure extrusion.
- A threaded valve retainer provides a valve stop that assures positive valve alignment.
- Compatible with PARKER 3000 Series, FASTER PVVM Series.

### 应用

带螺纹锁定系统及精确球型单向阀的KZE-B系列接头设计用于极高压力应用, 例如便携式液压千斤顶。

### Applications

KZE-B Series couplings with their threaded union locking system and precision ball-type check valves, are designed for extreme high pressure applications such as portable hydraulic jacks.

### 订货编号:

Part Number:

KZE-B-G03-PF G3/8

- ◆系列号 (Series)
- ◆规格代号 (Code)
- ◆T 碳钢 (Steel)
- SS 不锈钢 (Stainless steel)
- B 黄铜 (Brass)
- ◆P 插头 (Nipple)
- S 母体 (Coupling)
- SP 整套 (Whole)
- ◆M 外螺纹 (External screw thread)
- F 内螺纹 (Internal thread)
- ◆螺纹代号 (Thread code)

### 技术规范

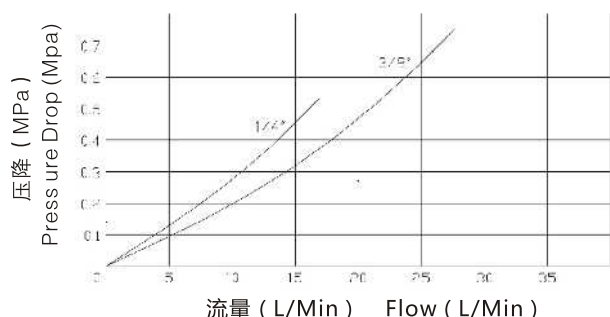
规格 (英寸)	1/4	3/8
规格代号	02	03
额定压力 (Mpa)	69	69
额定流量(L/min)	11.5	23
温度范围 (丁腈橡胶)	-20°C至+100°C	

### Specifications

Body Size(in)	1/4	3/8
Code	02	03
Rated Pressure(Mpa)	69	69
Rated Flow(L/min)	11.5	23
Temperature Range(NBR)	-20°C至+100°C	

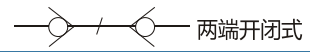
#### 性能 (Performance)

测试液体: 油-200SUS (Test Fluid:oil-200SUS)



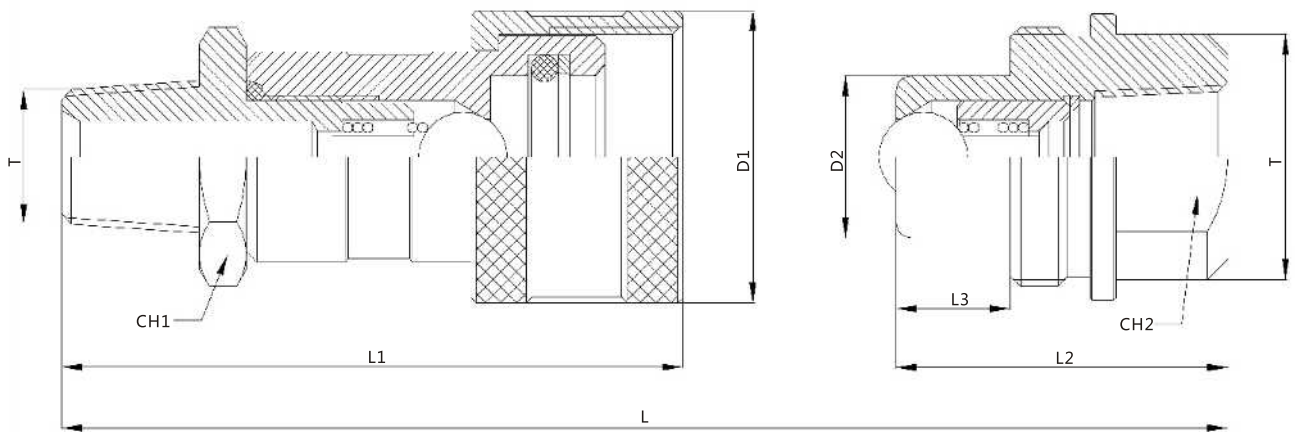
KZE-B 螺纹锁紧式液压快速接头 ( 碳钢 )

KZE-B THREAD LOCKED TYPE HYDRAULIC QUICK COUPLING (STEEL)



两端开闭式

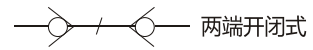
Socket with valve Plug with valve



PART No .	ISO	L	L1	L2	L3	D1	D2	CH1	CH2	T
KZE-B-G02-SP	DN6.3	75	61	32.5	11.2	28.5	15.9	22	19	ZG1/4 G1/4 NPT1/4
KZE-B-G03-SP	DN10	84	73.5	35	16	35	19	25	32	ZG3/8 G3/8 NPT3/8
KZE-B-Z03-SP	DN10	84	73.5	35	16	35	19	25	32	ZG3/8 G3/8 NPT3/8

# LW-CVV 螺纹锁紧式液压快速接头

LW-CVV THREAD LOCKED TYPE HYDRAULIC QUICK COUPLING



Socket with valve Plug with valve



订货编号:

Part Number:

LW - CVV-04T-PF G3/8

- ◆ 系列号 (Series)
- ◆ 规格代号 (Code)
- ◆ T 碳钢 (Steel)
  - SS 不锈钢 (Stainless steel)
  - B 黄铜 (Brass)
- ◆ P 插头 (Nipple)
  - S 母体 (Coupling)
  - SP 整套 (Whole)
- ◆ M 外螺纹 (External screw thread)
  - F 内螺纹 (Internal thread)
- ◆ 螺纹代号 (Thread code)

主体材质

碳钢(三价铬)

不锈钢(本色)

## 技术规范

规格 (英寸)	1/4	3/8	1/2	3/4	1	1-1/2
规格代号	02	03	04	06	08	12
额定压力 (Mpa)						
碳钢	48	38	34	37	33	37
不锈钢	48	38	34	37	33	37
额定流量 (L/min)	13	30	75	150	250	450
温度范围 (丁腈橡胶)	-20°C至+100°C					
温度范围 (氟橡胶)	-20°C至+180°C					

## Specifications

Body Size(in)	1/4	3/8	1/2	3/4	1	1-1/2
Code	02	03	04	06	08	12
Rated Pressure(Mpa)						
STEEL	48	38	34	37	33	37
STAINLESS STEEL	48	38	34	37	33	37
Rated Flow(L/min)	13	30	75	150	250	450
Temperature Range(NBR)	-20°C至+100°C					
Temperature Range(FKM)	-20°C至+180°C					

## 应用

移动式设备, 农业机械和通用工业设备。

## Applications

Mobile equipment, agriculture machine and universal industrial equipment.

## 特征

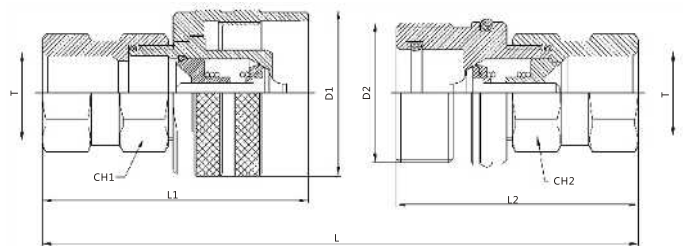
LW-CVV系列接头具有以下特征:

- 新型阀的设计, 能抵抗高速流体与脉冲压力的冲击, 提供更高的性能。
- 本系列阴接头上采用螺纹套筒锁定结构, 与母插座上的相应的外螺纹配套使用。连接时公母两部分必须通过螺纹采用手动方式结合在一起。
- 并于下列产品互换: 美国派克 (PARKER) QPHA系列、意大利快事达 (FASTER) CVV系列。

## Features

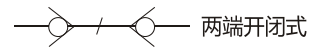
LW-CVV Series couplings feature:

- New valve design, it cans resistance damage from high flow and the pressure of impulse that providing advanced performamce.
- The series employs a threaded sleeve locking mechanism, mates with matching male threads on the nipple. The two halves must be manually threaded together for connection.
- Compatible with PARKER QPHA Series, FASTER CVV Series.



PART No .	ISO	L	L1	L2	D1	D2	CH1	CH2	T		
LW-CVV-02T-SP	DN6.3	93	58.5	60	34	M24*2	19	19	ZG1/4	G1/4	NPT1/4
LW-CVV-03T-SP	DN10	90	61	55.5	34	M28*2	22	22	ZG3/8	G3/8	NPT3/8
LW-CVV-04T-SP	DN12.5	103	67.5	61.5	42	M36*2	27	27	ZG1/2	G1/2	NPT1/2
LW-CVV-06T-SP	DN20	125	73.5	83.5	48	M42*2	36	36	ZG3/4	G3/4	NPT3/4
LW-CVV-08T-SP	DN25	155	94.5	94.5	56.5	M48*3	41	41	ZG1	G1	NPT1
LW-CVV-12T-SP	DN40	211	134	127.5	87	M70*3	55	55	ZG1-1/2	G1-1/2	NPT1-1/2

## LW-1141 螺纹式液压快速接头 ( 不锈钢316+黄铜 )



两端开闭式

LW-1141 THREAD TYPE HYDRAULIC QUICK COUPLING (STAINLESS STEEL 316+BRASS)

Socket with valve Plug with valve



### 技术规范

规格 (英寸)	1/4
额定压力 (Mpa)	69
额定流量 (L/min)	11.5
温度范围 (丁腈橡胶)	-20°C至+100°C

### Specifications

Body Size(in)	1/4
Rated Pressure(Mpa)	69
Rated Flow(L/min)	11.5
Temperature Range(NBR)	-20°C至+100°C

### 特征

LW-1141系列接头具有以下特征:

- 不锈钢316主体。
- 黄铜锁紧外套。
- 螺纹锁紧式有助于防止因震动而松脱。
- 小直径配合密封有助于分离力保持在最小值,从而使接头在压力达35MPa的情况下可连接或断开。
- 并与下列产品互换: 美国派克 (PARKER) 1141系列。

### Features

LW-1141Series couplings feature :

- 316 stainless steel body.
- Brass locking sleeve.
- Thread locking system help prevent coupling from accidentally disconnecting.
- Small diameter mating seal helps keep separating forces to a minimum, allowing for easier connect and disconnect at pressure up to 35 MPa.
- Compatible with PARKER 1141 Series.

订货编号:

Part Number:

LW - 1141 - PF NPT1/4

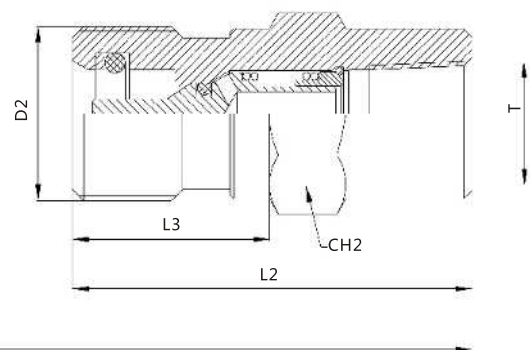
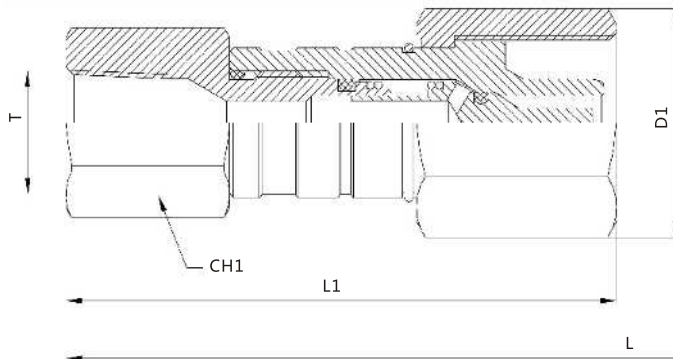
- ◆ 系列号 (Series)
- ◆ P 插头 (Nipple)
- ◆ S 母体 (Coupling)
- ◆ SP 整套 (Whole)
- ◆ M 外螺纹 (External screw thread)
- ◆ F 内螺纹 (Internal thread)
- ◆ 螺纹代号 (Thread code)

### 应用

便携式液压千斤顶。

### Applications

Portable hydraulic jacks.

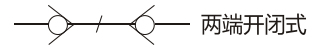


PART No.	ISO	L	L1	L2	L3	D1	D2	CH1	CH2	T
LW-1141-SP	DN6.3	107	70	50.5	25	S25	7/8-14UNC	22	22	ZG1/4 G1/4 NPT1/4



## LW-VVS 螺纹锁紧式液压快速接头

LW-VVSTHREAD LOCKED TYPE HYDRAULIC QUICK COUPLING



Socket with valve Plug with valve



订货编号:  
Part Number:

主体材质  
碳钢(三价铬)  
不锈钢(本色)

LW - VVS - 03T - PF G3/8

- ◆ 系列号 (Series)
- ◆ 规格代号 (Code)
- ◆ T 碳钢 (Steel)  
SS 不锈钢 (Stainless steel)  
B 黄铜 (Brass)
- ◆ P 插头 (Nipple)  
S 母体 (Coupling)  
SP 整套 (Whole)
- ◆ M 外螺纹 (External screw thread)  
F 内螺纹 (Internal thread)
- ◆ 螺纹代号 (Thread code)

### 特征

LW-VVS系列接头具有以下特征:

- 新型阀的设计, 能抵抗高速流体与脉冲压力的冲击, 提供更高的性能。
- 采用实心钢棒料加工制造, 所以耐用性好。
- 本系列母插座采用螺纹套筒锁定结构, 与公插头的相应的外螺纹配套使用。连接时公母两部分必须通过螺纹采用手动方式结合在一起。
- 采用新工艺环保镀锌, 提供更高的防锈性能。
- 螺纹阀挡圈提供阀止挡, 保证阀能可靠的对中。
- 并与下列产品互换: 意大利快事达 (FASTER) VVS系列。

### Features

LW-VVSSeries couplings feature :

- New valve design, it cans resistance damage from high flow and the pressure of impulse that providing advanced performance.
- Machined from solid steel barstock for durability.
- The series employs a threaded sleeve locking mechanism, mates with matching male threads on the nipple. The two halves must be manually threaded together for connection.
- New chrome plating treatment provides advanced anti-rust performance.
- A threaded valve retainer provides a valve stop that assures positive valve alignment.
- Compatible with FASTER VVS Series.

### 应用

移动式设备, 农业机械和通用工业设备。

### Applications

Mobile equipment, agriculture machine and universal industrial equipment.

### 技术规范

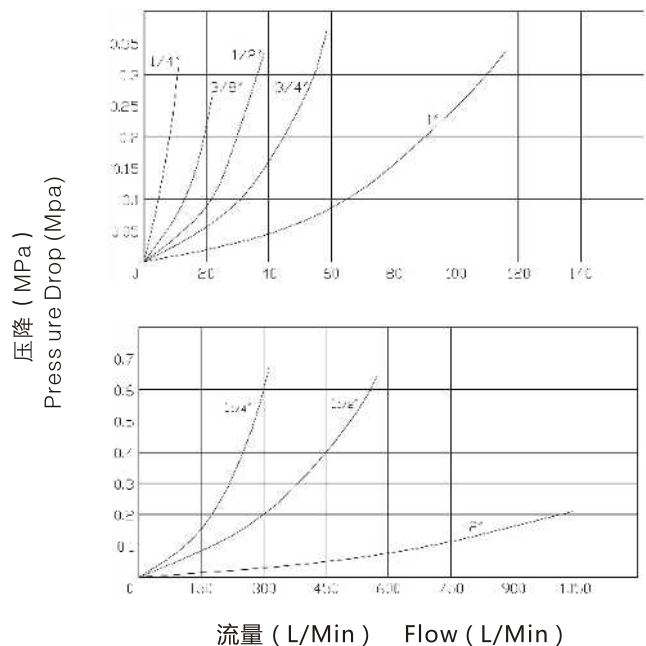
规格 (英寸)	1/4	3/8	1/2	3/4	1	1-1/4	1-1/2	2
规格代号	02	03	04	06	08	10	12	16
额定压力 (Mpa)								
碳钢	69	69	69	69	52	41.5	41.5	34.5
不碳钢	69	69	69	69	52	41.5	41.5	34.5
额定流量 (L/min)	8	17	30.2	45.5	90.7	140	300	1000
温度范围 (丁腈橡胶)	-20°C至+100°C							
温度范围 (氟橡胶)	-20°C至+180°C							

### Specifications

Body Size(in)	1/4	3/8	1/2	3/4	1	1-1/4	1-1/2	2
Code	02	03	04	06	08	10	12	16
Rated Pressure(Mpa)								
STEEL	69	69	69	69	52	41.5	41.5	34.5
STAINLESS STEEL	<b>69</b>	<b>69</b>	<b>69</b>	<b>69</b>	<b>52</b>	<b>41.5</b>	<b>41.5</b>	<b>34.5</b>
Rated Flow(L/min)	8	17	30.2	45.5	90.7	140	300	1000
Temperature Range(NBR)	-20°C至+100°C							
Temperature Range(FKM)	-20°C至+180°C							

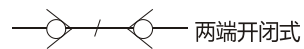
性能 (Performance)

测试液体: 油-200SUS (Test Fluid: oil-200SUS)

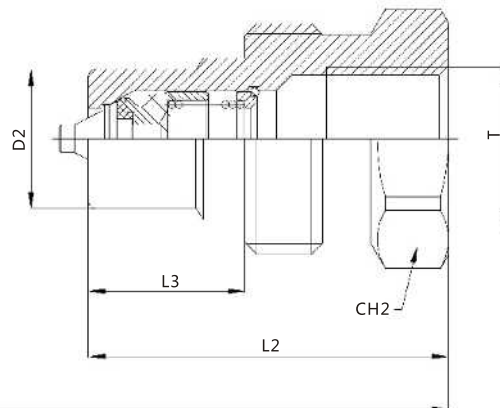
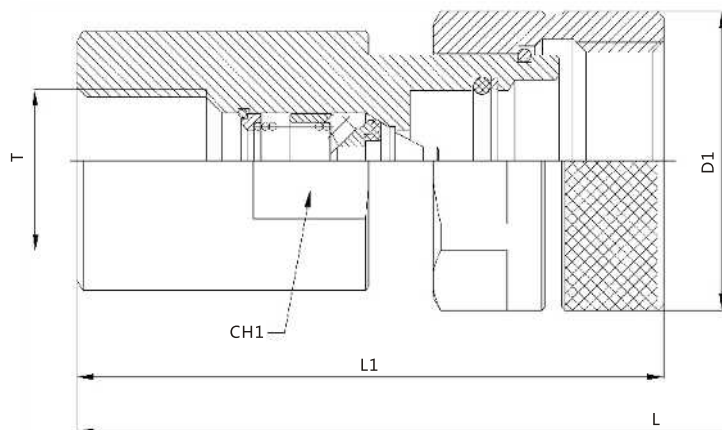


## LW-VVS螺纹锁紧式液压快速接头

LW-VVS THREAD LOCKED TYPE HYDRAULIC QUICK COUPLING



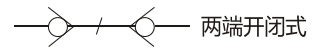
Socket with valve Plug with valve



PART No .	ISO	L	L1	L2	L3	D1	D2	CH1	CH2	T		
LW-VVS-02-SP	DN4.5	84	68	43	18	30	14.2	22	25	ZG1/4	G1/4	NPT1/4
LW-VVS-03-SP	DN5.5	90	75.5	48	21.5	39.5	18.9	30	32	ZG3/8	G3/8	NPT3/8
LW-VVS-04-SP	DN9.8	102	86.5	53	23	44	20.5	34	34	ZG1/2	G1/2	NPT1/2
LW-VVS-06-SP	DN10.5	121	105.5	63	30.5	54	27.9	41	46	ZG3/4	G3/4	NPT3/4
LW-VVS-08-SP	DN13.7	139	123	72	34	59	31.3	50	50	ZG1	G1	NPT1
LW-VVS-10-SP	DN22.8	167	152.5	86	43	80	43.9	65	65	ZG1-1/4	G1-1/4	NPT1-1/4
LW-VVS-12-SP	DN24.7	188	172	95	45	98	53.4	75	80	ZG1-1/2	G1-1/2	NPT1-1/2
LW-VVS-16-SP	DN43.9	227	206.5	118	52	129	81.8	100	110	ZG2	G2	NPT2

## LW-L1 螺纹锁紧式液压快速接头 ( 碳钢 )

LW-L1 THREAD LOCKED TYPE HYDRAULIC QUICK COUPLING (STEEL)



Socket with valve Plug with valve



主体材质 碳钢(三价铬)

订货编号:

Part Number:

LW - L1-03T-PF G3/8

- ◆ 系列号 ( Series )
- ◆ 规格代号 ( Code )
- ◆ T 碳钢 ( Steel )
  - SS 不锈钢 ( Stainless steel )
  - B 黄铜 ( Brass )
- ◆ P 插头 ( Nipple )
- S 母体 ( Coupling )
- SP 整套 ( Whole )
- ◆ M 外螺纹 ( External screw thread )
- F 内螺纹 ( Internal thread )
- ◆ 螺纹代号 ( Thread code )

### 特征

LW-L1系列接头具有以下特征:

- 新型阀的设计, 能抵抗高速流体与脉冲压力的冲击, 提供更高的性能。
- 采用实心钢棒料加工制造, 所以耐用性好。
- 本系列母插座采用螺纹套筒锁定结构, 与公插头上相应的外螺纹配套使用。连接时公母两部分必须通过螺纹采用手动方式结合在一起。
- 采用新工艺环保镀锌, 提供更高的防锈性能。
- 螺纹阀挡圈提供阀止挡, 保证阀能牢靠的对中。
- 并与下列产品互换: 法国格鲁梅尔 ( GROMELLE ) 6000系列, 英国亨佰利 ( HOLMBURY ) TGW系列。

### Features

LW-L1Series couplings feature :

- New valve design, it cans resistance damage from high flow and the pressure of impulse that providing advanced performance.
- Machined from solid steel barstock for durability.
- The series employs a threaded sleeve locking mechanism, mates with matching male threads on the nipple. The two halves must be manually threaded together for connection.
- New chrome plating treatment provides advanced anti-rust performance.
- A threaded valve retainer provides a valve stop that assures positive valve alignment.
- Compatible with GROMELLE 6000 Series and HOLMBURY TGW Series.

### 应用

移动式设备, 农业机械和通用工业设备。

### Applications

Mobile equipment, agriculture machine and universal industrial equipment.

### 技术规范

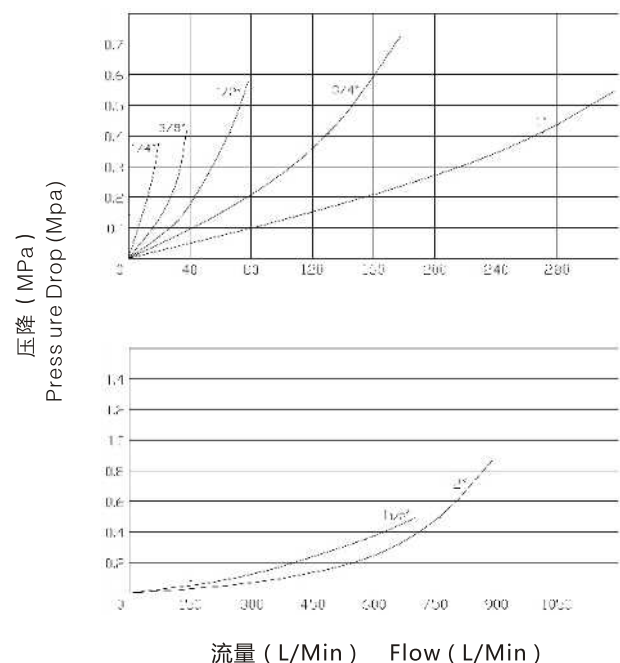
规格 ( 英寸 )	1/4	3/8	1/2	3/4	1	1-1/2	2
规格代号	02	03	04	06	08	10	16
额定压力 ( Mpa )	69	69	69	69	52	41.5	34.5
额定流量 ( L/min )	11.5	23	45.5	106	190	830	900
温度范围 ( 丁腈橡胶 )	-20°C至+100°C						

### Specifications

Body Size(in)	1/4	3/8	1/2	3/4	1	1-1/2	2
Code	02	03	04	06	08	10	16
Rated Pressure(Mpa)	69	69	69	69	52	41.5	34.5
Rated Flow(L/min)	11.5	23	45.5	106	190	830	900
Temperature Range(NBR)	-20°C至+100°C						

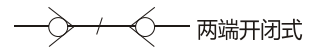
### 性能 ( Performance )

测试液体: 油-200SUS ( Test Fluid:oil-200SUS )

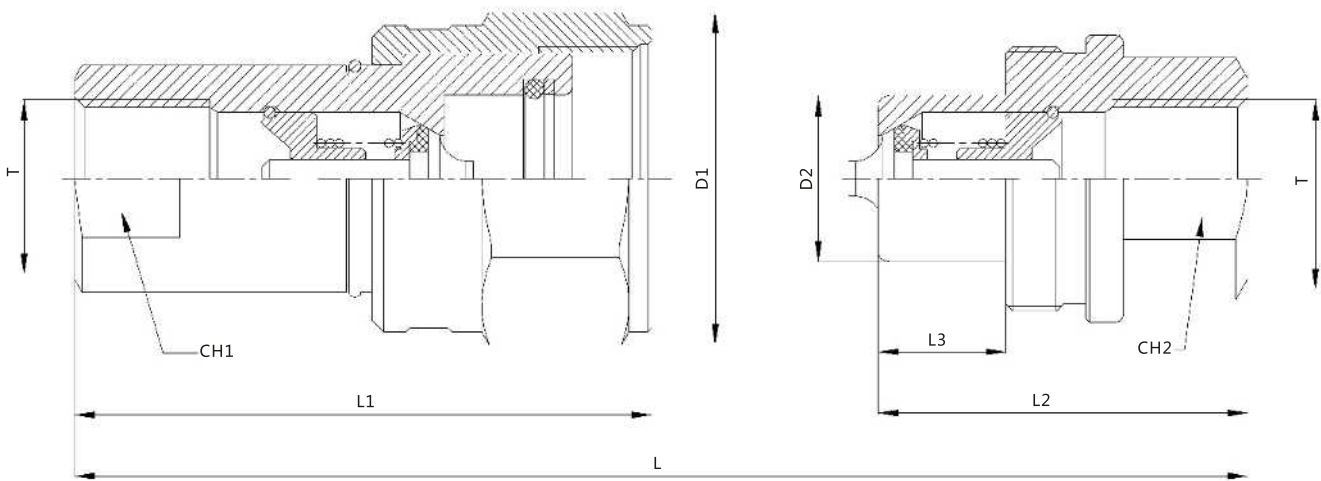


LW-L1螺纹锁紧式液压快速接头 ( 碳钢 )

LW-L1THREAD LOCKED TYPE HYDRAULIC QUICK COUPLING (STEEL)



Socket with valve Plug with valve



PART No .	ISO	L	L1	L2	L3	D1	D2	CH1	CH2	T		
LW-L1-02-SP	DN6.3	72	59	36	12.5	S32	15	19	19	ZG1/4	G1/4	NPT1/4
LW-L1-03-SP	DN10	82	66.5	40.5	16	S36	19	22	22	ZG3/8	G3/8	NPT3/8
LW-L1-04-SP	DN12.5	98	76.5	49	17	S41	22	27	27	ZG1/2	G1/2	NPT1/2
LW-L1-06-SP	DN20	112	89.5	56	19	S50	29	35	35	ZG3/4	G3/4	NPT3/4
LW-L1-08-SP	DN25	133	105.5	66	22	S65	36	41	41	ZG1	G1	NPT1
LW-L1-12-SP	DN40	203	172	101	40.2	99.5	57	63.5	63.5	ZG1-1/2	G1-1/2	NPT1-1/2
LW-L1-16-SP	DN50	238	201	118	47	114	69.4	75	75	ZG2	G2	NPT2

## LW-L2 螺纹式液压快速接头 ( 黄铜 )

LW-L2 THREAD TYPE HYDRAULIC QUICK COUPLING (BRASS)

两端开闭式

Socket with valve Plug with valve



主体材质 黄铜(本色)

订货编号:  
Part Number:

LW - L2 - 08 - P F NPTF 1

- ◆ 系列号 (Series)
- ◆ 规格代号 (Code)
- ◆ P 插头 (Nipple)  
S 母体 (Coupling)  
SP 整套 (Whole)
- ◆ M 外螺纹 (External screw thread)  
F 内螺纹 (Internal thread)
- ◆ 螺纹代号 (Thread code)

### 特征

LW-L2系列接头具有以下特征:

- 重型翼型母装配牢固, 特别能经受住通常用于上紧或松开接头的锤子敲击。
- 组合阀密封件使接头可以在满压力下连接及断开, 而不会造成密封件被冲蚀。
- 平齐端面阀机构将夹气及溢流保持在最小值。
- 抗腐蚀黄铜材质使接头可与大范围的介质兼容并提供。
- 并与下列产品互换: 美国派克 (PARKER) 6100系列、意大利快事达 (FASTER) FB系列、美国爱力克 (AEROQUIP) 5100系列、美国汉森 (HANSEN) 96系列。

### Features

LW-L2Series couplings feature:

- Heavy-duty wing nut is ruggedly built specifically to withstand the hammer blows commonly used to tighten and loosen this coupler.
- Assembled valve seal can permit full pressure connect and disconnect, without seal washout.
- The flush face valve keeps air inclusion and spillage to a minimum.
- Corrosion resistant brass coupling, makes it compatible with a widely range and provides widely functionality.
- Compatible with PARKER 6100 Series, FASTER FB Series, AEROQUIP 5100 Series and HANSEN 96 Series.

### 应用

LW-L2系列通过螺纹连接的接头可用于较大范围的工作应用, 这类应用需要能在压力下连接的重型接头, 而且溢流很少或没有溢流。LW-L2系列可理想地用于连接设备上的液压系统, 例如电动夹, 转轴及移动钻机。它还广泛用于自卸车以连接拖车与湿式液压系统。其他使用包括: 浸没式泵, 发动机试验台及许多其他需要在压力下连接的高流量接头应用。

### Applications

LW-L2 series is a thread-to-connect. it can be widely used in various application. this application be connected under pressure and less spillage or non-spillage.

LW-L2 series can be suitable used in connecting equipment of the hydraulic lines like power tongs, swivels and mobile drillings. it also widely used dump tracks, and dump trailer to connect with to wet line hydraulic system. And it also suitable used in submersible pumps, engine test stands, and the equipment require connect under high pressure or high liquid transfer.

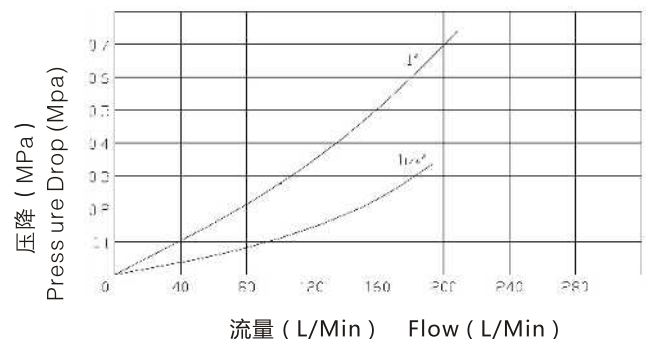
### 技术规范

规格 (英寸)	1	1-1/4
规格代号	08	10
额定压力 (Mpa)	20.7	20.7
额定流量 (L/min)	189	189
温度范围 (丁腈橡胶)	-20°C至+100°C	

### Specifications

Body Size(in)	1	1-1/4
Code	08	10
Rated Pressure(Mpa)	20.7	20.7
Rated Flow(L/min)	189	189
Temperature Range(NBR)	-20°C至+100°C	

性能 (Performance)  
测试液体: 油-200SUS (Test Fluid: oil-200SUS)



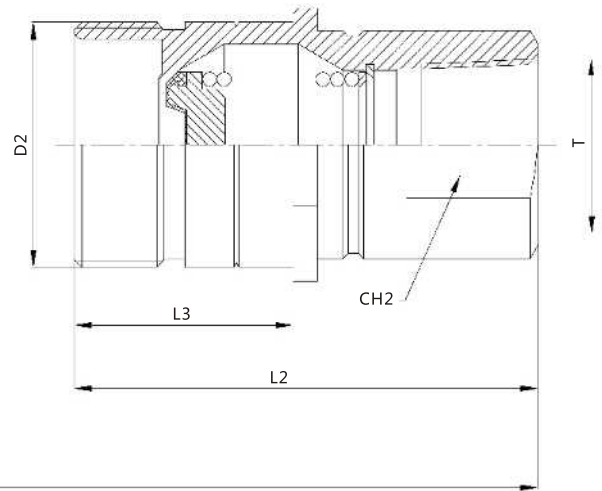
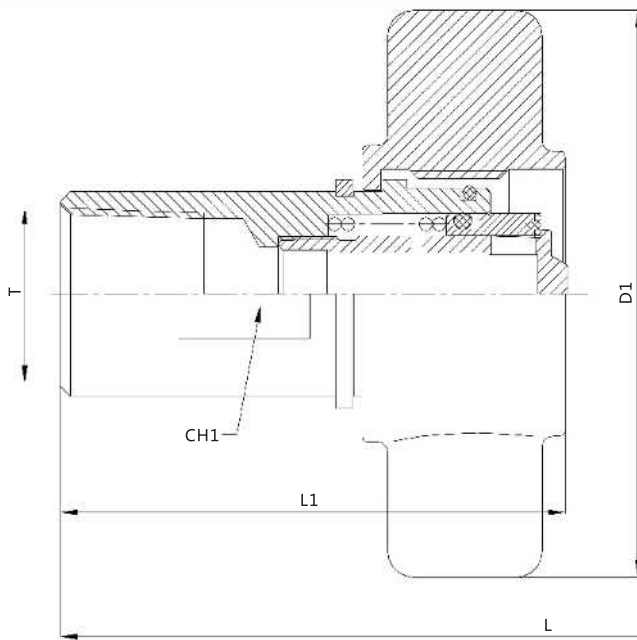

LW-L2 螺纹式液压快速接头 ( 黄铜 )

LW-L2 THREAD TYPE HYDRAULIC QUICK COUPLING ( BRASS )



两端开闭式

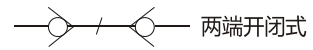
Socket with valve Plug with valve



PART No .	ISO	L	L1	L2	L3	D1	D2	CH1	CH2	T
LW-L2-08-SP	DN25	157	98	90	42.5	110	1-7/8-12UN	36	39.5	ZG1 G1 NPTF1
LW-L2-10-SP	DN31.5	165	105.5	94	44.5	132	2-1/8-12UN	45	48	ZG1-1/4 G1-1/4 NPTF1-1/4

## LW-L3 螺纹式液压快速接头 (碳钢)

LW-L3 THREAD TYPE HYDRAULIC QUICK COUPLING (STEEL)



Socket with valve Plug with valve



### 应用

LW-L3 专为自卸车, 营运车, 农用机械和建筑机械移动式设备而设计的。

### Applications

LW-L3 can widely used on dump trucks, Buses, Agricultural machinery and mobile construction equipment.

订货编号:

主体材质 碳钢(三价格)

Part Number:

LW - L3-06 - P F G3/4

- ◆ 系列号 (Series)
- ◆ 规格代号 (Code)
- ◆ P 插头 (Nipple)
- S 母体 (Coupling)
- SP 整套 (Whole)
- ◆ M 外螺纹 (External screw thread)
- F 内螺纹 (Internal thread)
- ◆ 螺纹代号 (Thread code)

### 特征

LW-L3 系列接头具有以下特征:

- LW-L3 快速接头采用螺纹连接, 母接头带碟型螺母套筒, 使操作者在存有残留的情况下也能手动连接。
- 并与下列产品互换: 意大利快事达 (FASTER) CVE 系列、英国亨佰利 (HOLMBURY) VCR 系列。

### Features

LW-L3 Series couplings feature :

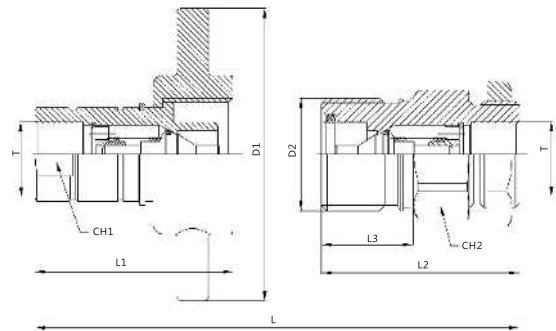
- LW-L3 is a thread-to-connect coupling, socket with nut can operate by manual with left over pressure
- Compatible with FASTER CVE Series, HOLMBURY VCR Series..

### 技术规范

规格 (英寸)	3/4	1
规格代号	06	08
额定压力 (Mpa)	27.6	20.7
额定流量 (L/min)	94.5	189
温度范围 (丁腈橡胶)	-20°C 至 +100°C	

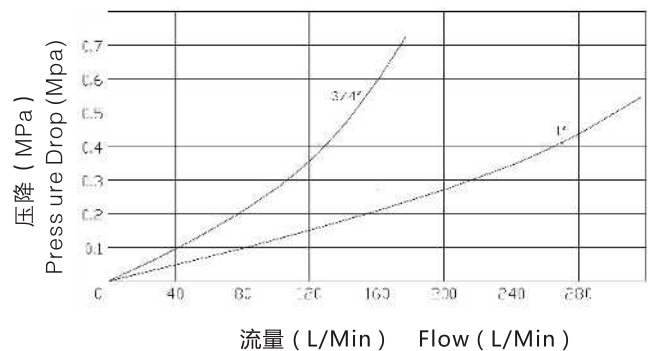
### Specifications

Body Size(in)	3/4	1
Code	06	08
Rated Pressure(Mpa)	27.6	20.7
Rated Flow(L/min)	94.5	189
Temperature Range(NBR)	-20°C 至 +100°C	



性能 (Performance)

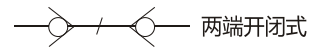
测试液体: 油-200SUS (Test Fluid: oil-200SUS)



PART No.	ISO	L	L1	L2	L3	D1	D2	CH1	CH2	T
LW-L3-06-SP	DN20	133	78	78	36	115.5	1-3/4-10UN	33	46	ZG3/4 G3/4 NPT3/4
LW-L3-08-SP	DN25	145	83	83	41	115.5	2-1/8-12UN	40	55	ZG1 G1 NPT1

## Q/ZB275 开闭式液压快速接头

Q/ZB275 CLOSE TYPE HYDRAULIC QUICK COUPLING



两端开闭式

Socket with valve Plug with valve



订货编号:

Part Number:

主体材质  
碳钢(三价格)  
不锈钢(本色)

Q/ZB275-DN15 T-PM M30X1.5

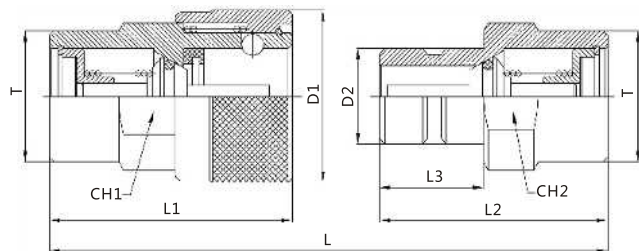
- ◆ 系列号 (Series)
- ◆ 规格代号 (Code)
- ◆ T 碳钢 (Steel)
  - SS 不锈钢 (Stainless steel)
  - B 黄铜 (Brass)
- ◆ P 插头 (Nipple)
  - S 母体 (Coupling)
  - SP 整套 (Whole)
- ◆ M 外螺纹 (External screw thread)
  - F 内螺纹 (Internal thread)
- ◆ 螺纹代号 (Thread code)

### 应用

Q/ZB275系列广泛应用于各种工业所需的连接, 主要用于建筑设备、森林设备、液压机具、石油设备、钢铁设备及其他所需的液压应用。

### Applications

The Q/ZB275 Series brings to the industry a proven design for use on construction equipment, forestry equipment, oil tools, Oil equipment, steel mill machinery, and other demanding hydraulic applications.



### 技术规范

规格 (英寸)	M16*1.5	M22*1.5	M27*1.5	M30*1.5	M36*2	M42*2	M52*2	M60*2	M68*2
规格代号	DN6	DN8	DN10	DN15	DN20	DN25	DN32	DN40	DN50
额定压力 (Mpa)									
碳钢	34.5	34.5	34.5	34.5	27.6	27.6	20.7	13.8	13.8
不锈钢	13.8	13.8	10.4	10.4	7	7	7	7	7
温度范围 (丁腈橡胶)	-20°C至+100°C								

### Specifications

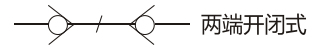
Body Size(in)	M16*1.5	M22*1.5	M27*1.5	M30*1.5	M36*2	M42*2	M52*2	M60*2	M68*2
Code	DN6	DN8	DN10	DN15	DN20	DN25	DN32	DN40	DN50
Rated Pressure(Mpa)									
STEEL	34.5	34.5	34.5	34.5	27.6	27.6	20.7	13.8	13.8
STAINLESS STEEL	13.8	13.8	10.4	10.4	7	7	7	7	7
Temperature Range(NBR)	-20°C至+100°C								

PART No.	L	L1	L2	L3	D1	D2	CH1	CH2	T
Q/ZB275-DN6T-SP	67	44	40	18	28	13	19	19	M16*1.5 M14*1.5
Q/ZB275-DN8T-SP	69	46	41	19	30	16	22	22	M22*1.5 M18*1.5
Q/ZB275-DN10T-SP	78	52	46	22	35	19	27	27	M27*1.5
Q/ZB275-DN15T-SP	87	56	52.5	24	39.5	22	30	30	M30*1.5
Q/ZB275-DN20T-SP	97	65	58.5	29	48	28	36	36	M36*2
Q/ZB275-DN25T-SP	109	73	65.5	31	55	35	46	46	M42*2
Q/ZB275-DN32T-SP	129	84	79	36	64.5	32	55	55	M52*2
Q/ZB275-DN40T-SP	145	93	89.5	39.5	78	51	65	65	M60*2
Q/ZB275-DN50T-SP	156	99	96.5	41	82	55	70	70	M68*2



## KZE 开闭式液压快速接头 (碳钢)

KZE CLOSE TYPE HYDRAULIC QUICK COUPLING (STEEL)



Socket with valve Plug with valve



订货编号:

Part Number:

主体材质 碳钢(三价格)

KZE-03-P F G3/8

- ◆ 系列号 (Series)
- ◆ 规格代号 (Code)
- ◆ P 插头 (Nipple)
- S 母体 (Coupling)
- SP 整套 (Whole)
- ◆ M 外螺纹 (External screw thread)
- F 内螺纹 (Internal thread)
- ◆ 螺纹代号 (Thread code)

### 应用

KZE系列广泛应用于各种工业所需的连接, 主要用于建筑设备、森林设备、农业机械、液压机具、石油设备、钢铁设备及其他所需的液压应用。

### Applications

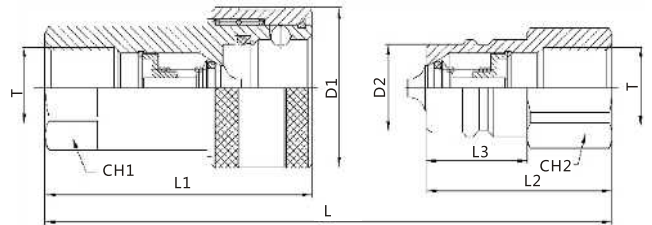
The KZE Series brings to the industry a proven design for use on construction equipment, forestry equipment, agricultural machinery, oil tools, Oil equipment, steel mill machinery, and other demanding hydraulic applications.

### 技术规范

规格 (英寸)	1/8	1/4	3/8	1/2	3/4	1-1/4	1-1/2	2
规格代号	01	02	03	04	06	10	12	16
额定压力 (Mpa)	34.5	20.7	20.7	20.7	20.7	13.8	13.8	10.4
额定流量 (L/min)	38	11.5	23	45.5	106	330	830	900
温度范围 (丁腈橡胶)	-20°C至+100°C							

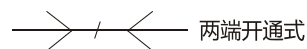
### Specifications

Body Size(in)	1/8	1/4	3/8	1/2	3/4	1-1/4	1-1/2	2
Code	01	02	03	04	06	10	12	16
Rated Pressure(Mpa)	34.5	20.7	20.7	20.7	20.7	13.8	13.8	10.4
Rated Flow(L/min)	38	11.5	23	45.5	106	330	830	900
Temperature Range(NBR)	-20°C至+100°C							



PART No .	ISO	L	L1	L2	L3	D1	D2	CH1	CH2	T		
KZE-01-SP	DN5	70	49	36	17	28	13	17	17	ZG1/8	G1/8	NPT1/8
KZE-02-SP	DN6.3	72	58	36	22.5	27	14.2	19	19	ZG1/4	G1/4	NPT1/4
KZE-03-SP	DN10	80	65	40	25	35	19.1	22	22	ZG3/8	G3/8	NPT3/8
KZE-04-SP	DN12.5	90	66	46	25	39.5	21.7	27	27	ZG1/2	G1/2	NPT1/2
KZE-06-SP	DN20	111	79	55	26	49.8	30	34	34	ZG3/4	G3/4	NPT3/4
KZE-08-SP	DN25	120	94	59.5	36	56	34.3	41	41	ZG1	G1	NPT1
KZE-10-SP	DN31.5	141	115	70	45	69	45	54	52	ZG1-1/4	G1-1/4	NPT1-1/4
KZE-12-SP	DN40	150	124	75	49	79	50	60	60	ZG1-1/2	G1-1/2	NPT1-1/2
KZE-16-SP	DN50	160	132.5	80	52	102	70	77	77	ZG2	G2	NPT2

## LW-K3开通式液压快速接头 (碳钢+黄铜)



两端开通式

LW-K3STRAIGHT-THROUGH HYDRAULIC QUICK COUPLING (STEEL+BRASS)

Socket without valve Plug without valve



### 订货编号:

Part Number: **LW-K3-03-PF G3 /8**

- ◆ 系列号 (Series) ————
- ◆ 规格代号 (Code) ————
- ◆ P 插头 (Nipple)
  - S 母体 (Coupling) ————
  - SP 整套 (Whole) ————
- ◆ M 外螺纹 (External screw thread) ————
- ◆ F 内螺纹 (Internal thread) ————
- ◆ 螺纹代号 (Thread code) ————

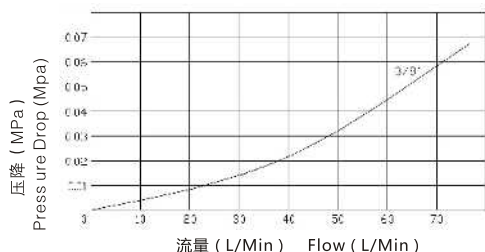
### 技术规范

规格 (英寸)	3/8
规格代号	03
额定压力 (Mpa)	13.8
额定流量 (L/min)	45.5
温度范围 (丁腈橡胶)	-20℃至+100℃

### Specifications

Body Size(in)	3/8
Code	03
Rated Pressure(Mpa)	13.8
Rated Flow(L/min)	45.5
Temperature Range(NBR)	-20℃至+100℃

性能 (Performance)  
测试液体: 油-200SUS (Test Fluid: oil-200SUS)



### 应用

LW-K3系列为无阀芯接头, 用于需要最大流量的应用。其平滑通孔设计可提供比任何其他快速接头设计的更低压降, 并可理想的用于高压水和蒸汽冲洗设备、地毯清洁设备及铸模冷却管路方面的应用。其通常用于食品加工、流体及染料转换生产线。

### Applications

The LW-K3 Series are non-valved couplings for applications where maximum flow is required. Their smooth, open bore offers the lowest pressure drop of any quick coupling design and is ideal for applications such as high-pressure water and steam washers, carpet cleaners and mold coolant lines and many other non-valved applications.

### 特征

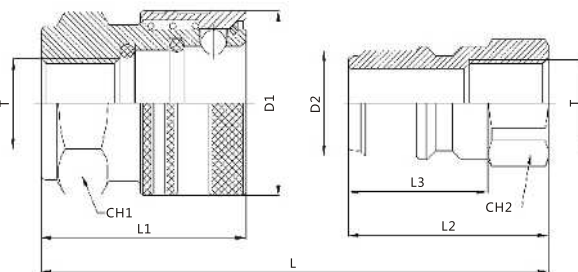
#### LW-K3系列接头具有以下特征:

- 任一部分均无阀的平滑开孔产生最小的压降, 并当在相同管路使用一种以上的介质时, 该种接头易于清洗。
- LW-K3母插座及公插头采用实心棒料加工制造, 从而提供耐用的优质接头。
- LW-K3母插座材料包括黄铜及镀锌碳钢。钢质ZJ-KA公插头的球锁沟槽表面经过渗碳淬火处理。所以能抵抗高循环速度及高压冲击造成的撞击剥蚀。
- LW-K3系列为一种互换式接头, 因为它在规格和功能上可与其它制造商制造的类似连接件互换使用。
- 并与下列产品互换: 特马 (TEMA) 3/8" 3800 KEW系列。

### Features

#### LW-K3 Series couplings feature:

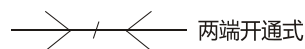
- The smooth, open bore with no valving in either half offers minimal pressure drop and allows easy cleaning in applications where the same lines are used for more than one media.
- LW-K3 couplers and nipples are machined from solid bar stock providing the quality coupling that is durable.
- LW-K3 couplers are available in brass and 304 stainless steel as standard product materials.
- LW-K3 nipples are available in brass and zinc-plated steel. The ball locking grooves of the steel ZJ-KA nipples are case hardened for resistance to brinelling where high cycle rates and pressure surges are encountered.
- LW-K3-KA is an "Interchange" coupling because the dimensionally and functionally can interchange with similar couplings made by other manufactures.
- Compatible with 3/8 TEMA 3800 KEW Series.



PART No.	ISO	L	L1	L2	L3	D1	D2	CH1	CH2	T		
LW-K3-03-SP	DN10	53	39	38	26.5	35	20	30	22	ZG3/8	G3/8	NPT3/8

## LW-K2日式液压快速接头

LW-K2 JAPANESE TYPE HYDRAULIC QUICK COUPLING



Socket without valve Plug without valve



主体材质  
 不锈钢(本色)  
 黄铜(本色)

订货编号:

Part Number:

LW - K2-03B-PF ZG3/8

- ◆ 系列号 (Series)
- ◆ 规格代号 (Code)
- ◆ SS 不锈钢 (Stainless steel)
- B 黄铜 (Brass)
- ◆ P 插头 (Nipple)
- S 母体 (Coupling)
- SP 整套 (Whole)
- ◆ M 外螺纹 (External screw thread)
- F 内螺纹 (Internal thread)
- ◆ 螺纹代号 (Thread code)

### 特征

LW-K2系列接头具有以下特征:

- 任一部分均无阀的平滑开孔产生最小的压降, 并在相同管路使用一种以上的介质时, 该种接头易于清洗。
- LW-K2母插座及公插头采用实心棒料加工制造, 从而提供耐用的优质接头。
- LW-K2材料包括不锈钢、黄铜。
- LW-K2系列为一种互换式接头, 因为它在规格和功能上可与其它制造商制造的类似连接件互换使用。
- 并与下列产品互换: 日东 (NITTO) TSP系列。

### Features

LW-K2 Series couplings feature :

- The smooth, open bore with no valving in either half offers minimal pressure drop and allows easy cleaning in applications where the same lines are used for more than one media.
- LW-K2 couplers and nipples are machined from solid bar stock providing the quality coupling that is durable.
- LW-K2 nipples are available in stainless steel, brass.
- The LW-K2 is an "Interchange" coupling because the dimensionally and functionally can interchange with similar couplings made by other manufactures.
- Compatible with NITTO TSP Series.

### 应用

LW-K2系列为无阀芯接头, 用于需要最大流量的应用。其平滑通孔设计可提供比任一其他快换接头设计的更低压降, 并可理想的用于高压水和蒸汽冲洗设备、地毯清洁设备及铸模冷却管路方面的应用。其通常用于食品加工、流体及染料转换生产线。

### Applications

The LW-K2 Series are non-valved couplings for applications where maximum flow is required. Their smooth, open bore offers the lowest pressure drop of any quick coupling design and is ideal for applications such as high-pressure water and steam washers, carpet cleaners and mold coolant lines and many other non-valved applications.

### 技术规范

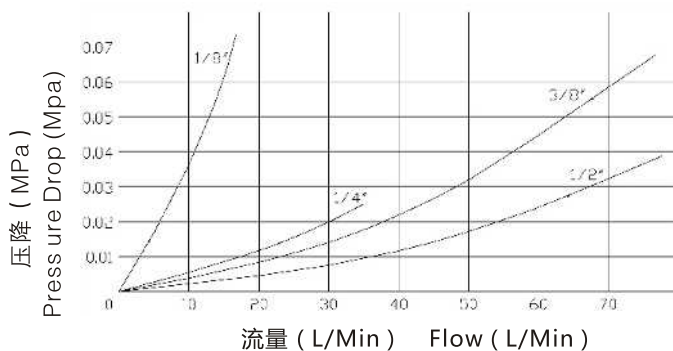
规格 (英寸)	1/4	3/8	1/2	3/4	1
规格代号	02	03	04	06	08
额定压力 (Mpa)					
黄铜	7	7	7	7	7
不锈钢	13.8	13.8	10.4	10.4	10.4
额定流量 (L/min)	11.5	23	45.5	45.5	45.5
温度范围 (丁腈橡胶)	-20°C至+100°C				
温度范围 (氟橡胶)	-20°C至+180°C				

### Specifications

Body Size(in)	1/4	3/8	1/2	3/4	1
Code	02	03	04	06	08
Rated Pressure(Mpa)					
BRASS	7	7	7	7	7
STAINLESS STEEL	13.8	13.8	10.4	10.4	10.4
Rated Flow(L/min)	11.5	23	45.5	45.5	45.5
Temperature Range(NBR)	-20°C至+100°C				
Temperature Range(FKM)	-20°C至+180°C				

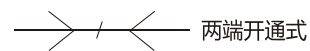
性能 (Performance)

测试液体: 油-200SUS (Test Fluid: oil-200SUS)



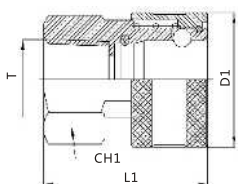
## LW-K2日式液压快速接头

LW-K2 JAPANESE TYPE HYDRAULIC QUICK COUPLING

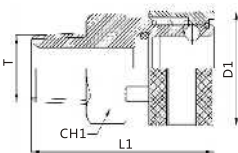


两端开通式

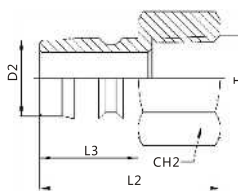
Socket without valve Plug without valve



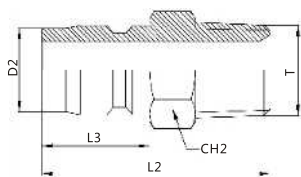
PART No .	L	D1	CH1	T		
LW-K2-02B-SF	32	24	19	ZG1/4	G1/4	NPT1/4
LW-K2-03B-SF	36	28.5	23	ZG3/8	G3/8	NPT3/8
LW-K2-04B-SF	42.5	35	29	ZG1/2	G1/2	NPT1/2
LW-K2-06B-SF	49.5	41	36	ZG3/4	G3/4	NPT3/4
LW-K2-08B-SF	59.5	58	50	ZG1	G1	NPT1



PART No .	L	D1	CH1	T		
LW-K2-02B-SM	42	24	19	ZG1/4	G1/4	NPT1/4
LW-K2-03B-SM	46.5	28.5	23	ZG3/8	G3/8	NPT3/8
LW-K2-04B-SM	56	35	29	ZG1/2	G1/2	NPT1/2
LW-K2-06B-SM	61.5	41	36	ZG3/4	G3/4	NPT3/4



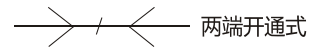
PART No .	L	L3	D2	CH2	T		
LW-K2-02B-PF	35	18	11	17	ZG1/4	G1/4	NPT1/4
LW-K2-03B-PF	38	21.2	14.2	21	ZG3/8	G3/8	NPT3/8
LW-K2-04B-PF	40	24.5	19	29	ZG1/2	G1/2	NPT1/2
LW-K2-06B-PF	50	28	23.5	32	ZG3/4	G3/4	NPT3/4



PART No .	L	L3	D2	CH2	T		
LW-K2-02B-PM	38	18	11	14	ZG1/4	G1/4	NPT1/4
LW-K2-03B-PM	43	21.2	14.2	19	ZG3/8	G3/8	NPT3/8
LW-K2-04B-PM	52	24.5	19	23	ZG1/2	G1/2	NPT1/2
LW-K2-06B-PM	56	28	23.5	29	ZG3/4	G3/4	NPT3/4
LW-K2-08B-PM	73	36	34.5	41	ZG1	G1	NPT1

## LW-K1美式液压快速接头

LW-K1 AMERICAN TYPE HYDRAULIC QUICK COUPLING



Socket without valve Plug without valve



订货编号:  
Part Number:

LW - K1 - 03B - PF ZG3/8

主体材质	碳钢(三价格)
	不锈钢(本色)
	黄铜(本色)

- ◆ 系列号 (Series)
- ◆ 规格代号 (Code)
- ◆ T 碳钢 (STEEL)
- ◆ SS 不锈钢 (Stainless steel)
- B 黄铜 (Brass)
- ◆ P 插头 (Nipple)
- S 母体 (Coupling)
- SP 整套 (Whole)
- ◆ M 外螺纹 (External screw thread)
- F 内螺纹 (Internal thread)
- ◆ 螺纹代号 (Thread code)

### 特征

#### LW-K1系列接头具有以下特征:

- 任一部分均无阀的平滑开孔产生最小的压降, 并在相同管路使用一种以上的介质时, 该种接头易于清洗。
- LW-K1母插座及公插头采用实心棒料加工制造, 从而提供耐用的优质接头。
- LW-K1材料包括碳钢、不锈钢、黄铜。
- LW-K1系列为一种互换式接头, 因为它在规格和功能上可与其它制造商制造的类似连接件互换使用。
- 并与下列产品互换: 美国派克 (PARKER) ST系列、美国汉森 (HANSEN) ST系列、德国费斯托 (FOSTER) FST系列。

### Features

#### LW-K1 Series couplings feature :

- The smooth, open bore with no valving in either half offers minimal pressure drop and allows easy cleaning in applications where the same lines are used for more than one media.
- LW-K1 couplers and nipples are machined from solid bar stock providing the quality coupling that is durable.
- LW-K1 nipples are available in steel, stainless steel, brass.
- The LW-K1 is an "Interchange" coupling because the dimensionally and functionally can interchange with similar couplings made by other manufactures.
- Compatible with PARKER ST Series, HANSEN ST Series, FOSTER FST Series.

### 应用

LW-K1系列为无阀芯接头, 用于需要最大流量的应用。其平滑通孔设计可提供比任一其他快换接头设计的更低压降, 并可理想的用于高压水和蒸汽冲洗设备、地毯清洁设备及铸模冷却管路方面的应用。其通常用于食品加工、流体及染料转换生产线。

### Applications

The LW-K1 Series are non-valved couplings for applications where maximum flow is required. Their smooth, open bore offers the lowest pressure drop of any quick coupling design and is ideal for applications such as high-pressure water and steam washers, carpet cleaners and mold coolant lines and many other non-valved applications.

### 技术规范

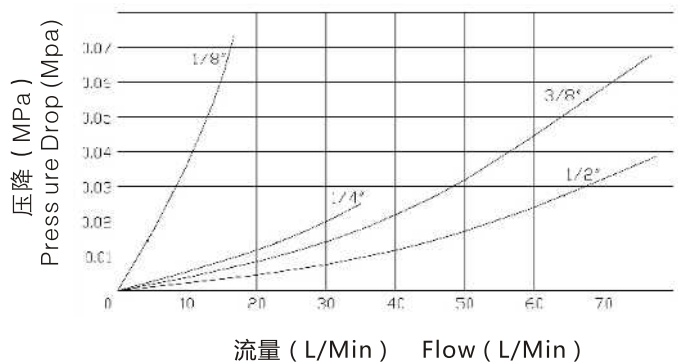
规格 (英寸)	1/4	3/8	1/2	3/4	1
规格代号	02	03	04	06	08
额定压力 (Mpa)					
碳钢	27.6	20.7	20.7	20.7	20.7
不锈钢	13.8	10.4	10.4	10.4	10.4
黄铜	7	7	7	7	7
额定流量 (L/min)	23	45.5	45.5	45.5	45.5
温度范围 (丁腈橡胶)	-20°C至+100°C				
温度范围 (氟橡胶)	-20°C至+180°C				

### Specifications

Body Size(in)	1/4	3/8	1/2	3/4	1
Code	02	03	04	06	08
Rated Pressure(Mpa)					
STEEL	27.6	20.7	20.7	20.7	20.7
STAINLESS STEEL	13.8	10.4	10.4	10.4	10.4
BRASS	7	7	7	7	7
Rated Flow(L/min)	23	45.5	45.5	45.5	45.5
Temperature Range(NBR)	-20°C至+100°C				
Temperature Range(FKM)	-20°C至+180°C				

### 性能 (Performance)

测试液体: 油-200SUS (Test Fluid: oil-200SUS)



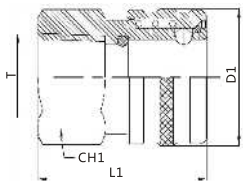
## LW-K1 美式液压快速接头

LW-K1 AMERICAN TYPE HYDRAULIC QUICK COUPLING

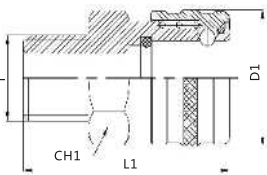


两端开通式

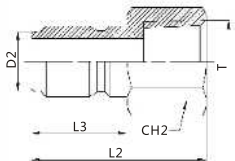
Socket without valve Plug without valve



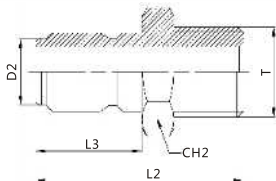
PART No .	L	D1	CH1	T		
LW-K1-02B-SF	25	16.3	14	ZG1/8	G1/8	NPT1/8
LW-K1-03B-SF	37.5	24	21	ZG1/4	G1/4	NPT1/4
LW-K1-04B-SF	40.5	29	24	ZG3/8	G3/8	NPT3/8
LW-K1-06B-SF	41.5	33.5	28.5	ZG1/2	G1/2	NPT1/2
LW-K1-08B-SF	59	49.5	46	ZG1	G1	NPT1



PART No .	L	D1	CH1	T		
LW-K1-02B-SM	44	24	21	ZG1/4	G1/4	NPT1/4
LW-K1-03B-SM	44.5	29	24	ZG3/8	G3/8	NPT3/8
LW-K1-04B-SM	51	33.5	28.5	ZG1/2	G1/2	NPT1/2
LW-K1-08B-SM	65	49.5	46	ZG1	G1	NPT1



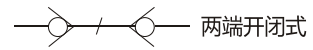
PART No .	L	L3	D2	CH2	T		
LW-K1-01B-PF	24	11	6.3	13	ZG1/8	G1/8	NPT1/8
LW-K1-02B-PF	37	19.5	10.2	17	ZG1/4	G1/4	NPT1/4
LW-K1-03B-PF	41.5	22.5	12.3	22	ZG3/8	G3/8	NPT3/8
LW-K1-04B-PF	45	24.7	15.4	24	ZG1/2	G1/2	NPT1/2
LW-K1-08B-PF	56.5	30.5	30.6	41	ZG1	G1	NPT1



PART No .	L	L3	D2	CH2	T		
LW-K1-02B-PM	39.5	19.5	10.2	14	ZG1/4	G1/4	NPT1/4
LW-K1-03B-PM	43	22.5	12.3	17	ZG3/8	G3/8	NPT3/8
LW-K1-04B-PM	48	24.7	15.4	22	ZG1/2	G1/2	NPT1/2
LW-K1-08B-PM	63	30.5	30.6	41	ZG1	G1	NPT1

## LW-TC开闭式超高压液压快速接头 ( 碳钢 )

LW-TC CLOSE TYPE SUPER HIGH RPESSURE HYDRAULIC QUICK COUPLING ( STEEL )



Socket with valve Plug with valve



订货编号:

Part Number: LW - TC - PF NPT3/8

主体材质 碳钢(三价格)

- ◆ 系列号 ( Series )
- ◆ P 插头 ( Nipple )
- S 母体 ( Coupling )
- SP 整套 ( Whole )
- ◆ M 外螺纹 ( External screw thread )
- F 内螺纹 ( Internal thread )
- ◆ 螺纹代号 ( Thread code )

### 应用

LW-TC系列接头可用于建筑、铁路维护及房屋移动行业。用于液压千斤顶设备时，这类接头可消除由螺纹连接不当引起的代价较高的停机时间。对于需要高压应用状况下，需要可靠的连接方式这种快速接头比螺纹型连接快的多。

### Applications

The LW-TC series couplings are found in the construction, railway maintenance and house moving industries. Used on hydraulic jacking equipment, these couplers eliminate costly down time caused by improperly connected threaded types. For use where high pressure capability is required coupled with positive coupling action. Considerably faster to use than threaded types.

### 技术规范

规格 ( 英寸 )	3 / 8
额定压力 ( Mpa )	69
额定流量 ( L/min )	23
温度范围 ( 丁腈橡胶 )	-20°C至+100°C

### Specifications

Body Size(in)	3 / 8
Rated Pressure(Mpa)	69
Rated Flow(L/min)	23
Temperature Range(NBR)	-20°C至+100°C

### 特征

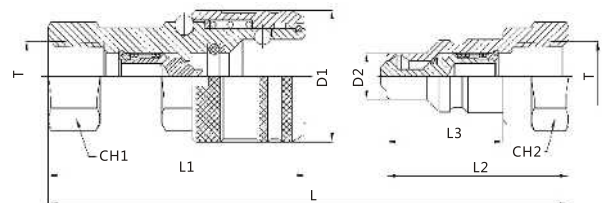
LW-TC系列接头具有以下特征:

- 牢靠的阀止挡。阀轴架可保持阀对中并提供金属对金属的阀止挡，从而确认每次阀都可以完全打开。
- 带橡胶密封件的精密加工阀可在断开后提供牢靠的关系。
- 经过淬火处理的公接头和套筒以及实心棒料结构造就优质接头，它可最大的抵抗由于液压和机械冲击而造成的损坏。
- 耐用球锁机构保证每次都能可靠连接。更多数量的锁定钢球均匀分配工作负载，同时提供对中及旋转动作从而减小软管扭曲并延长软管使用期。警告：这类产品不能用作旋转接头，在压力下旋转会导致过度和过早磨损。
- 套筒锁紧机构可防止接头在地上拖动时意外断开。
- 并与下列产品互换：美国派克 ( PARKER ) TC系列。

### Features

LW-TC Series couplings feature:

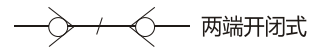
- Positive valve stop, the perch maintains valve alignment and provides metal to metal valve stop to ensure that the valves openfully, every time.
- Precision machined valves with electrometric seal provide for positive shut-off upon disconnection.
- Hardened nipples and sleeves and solid barstock construction make for a quality coupling with maximum resistance to damage from hydraulic and mechanical shock.
- Durable ball-locking mechanism assures reliable connection every time. A large number of locking balls distributes and workload evenly while providing alignment and swiveling action to reduce hose torque and prolong hose life. CAUTION: These products are not to be used as swivels; rotation under pressure will result in excessive and premature wear.
- Small diameter mating seal helps keep separating forces to a minimum, allowing for easier connect and disconnect at pressure up to 5000 PSI.
- Sleeve locking mechanism prevents accidental disconnection when coupling is dragged along the ground.
- Compatible with PARKER TC Series.



PART No .	ISO	L	L1	L2	L3	D1	D2	CH1	CH2	T
LW-TC-SP	DN10	79	62.5	44	28.2	32	11.2	24	24	ZG3/8 G3/8 NPT3/8

## LW-VF开闭式液压快速接头（碳钢）

LW-VF CLOSE TYPE HYDRAULIC QUICK COUPLING (STEEL)



Socket with valve Plug with valve



主体材质 碳钢(三价格)

订货编号:

Part Number:

LW - VF - 04 - PM G1/2

- ◆系列号 (Series)
- ◆规格代号 (Code)
- ◆P 插头 (Nipple)
- S 母体 (Coupling)
- SP 整套 (Whole)
- ◆M 外螺纹 (External screw thread)
- F 内螺纹 (Internal thread)
- ◆螺纹代号 (Thread code)

### 特征

LW-VF系列接头具有以下特征:

- 接头断开时，阀芯自动闭合，防止泄漏。
- 接头连接后，阀自动开启，在额定工作范围内，始终保持流体的畅通。
- 关键部件经过感应淬火，所以耐用性好。
- 可靠的球锁机构将相匹配的两半部分结合在一起。
- 母插座和公插头采用实心的棒料精密制造。
- 并与下列产品互换: 意大利快事达 (FASTER) VF系列、法国格鲁梅尔 (GROMELLE) Q-9000系列。

### Features

LW-VF Series couplings feature:

- Poppet valves available to prevent uncoupled leakage.
- Poppet valves open automatically when coupled, within rated working pressure, to keep the flow expeditely.
- Critical parts are hardened for durability.
- Dependable ball-locking mechanism holds the mating halves together.
- Socket and plug are precision machined from solid bar stock.
- Compatible with FASTER VF Series, GROMELLE Q-9000 Series.

### 应用

LW-VF系列广泛应用于各种工业所需的连接，主要用于建筑设备、森林设备、液压机具、石油设备、钢铁设备及其他所需的液压应用。

### Applications

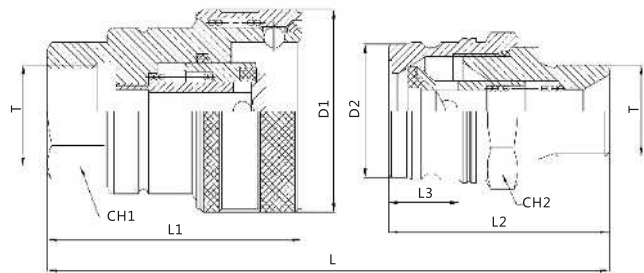
The LW-VF Series brings to the industry a proven design for use on construction equipment, forestry equipment, oil tools, Oil equipment, steel mill machinery, and other demanding hydraulic applications.

### 技术规范

规格 (英寸)	1/2
额定压力 (Mpa)	20.7
额定流量 (L/min)	45.5
温度范围 (氟橡胶)	-20°C至+100°C

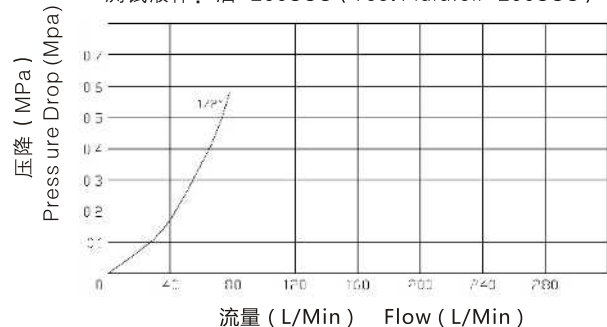
### Specifications

Body Size(in)	1/2
Rated Pressure(Mpa)	20.7
Rated Flow(L/min)	45.5
Temperature Range(NBR)	-20°C至+100°C



性能 (Performance)

测试液体: 油-200SUS (Test Fluid: oil-200SUS)

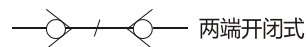


PART No.	ISO	L	L1	L2	L3	D1	D2	CH1	CH2	T
LW-VF-SP	DN12.5	88	55.5	48	15.3	44	29	27	32	ZG1/2 G1/2 NPT1/2



## LW-HSP开闭式液压快速接头 (碳钢)

LW-HSP CLOSE TYPE HYDRAULIC QUICK COUPLING (STEEL)



Socket with valve Plug with valve



订货编号:  
Part Number:

主体材质

碳钢(三价铬)
不锈钢(本色)
黄铜(本色)

LW - HSP - 03 - P F G3/8

- ◆系列号 (Series)
- ◆规格代号 (Code)
- ◆P 插头 (Nipple)
- S 母体 (Coupling)
- SP 整套 (Whole)
- ◆M 外螺纹 (External screw thread)
- F 内螺纹 (Internal thread)
- ◆螺纹代号 (Thread code)

### 特征

LW-HSP系列接头具有以下特征:

- 接头断开时, 阀芯自动闭合, 防止泄漏。
- 接头连接后, 阀自动开启, 在额定工作范围内, 始终保持流体的畅通。
- 关键部件经过感应淬火, 所以耐用性好。
- 可靠的球锁机构将相匹配的两半部分结合在一起。
- 母插座和公插头采用实心的棒料精密制造。
- 并与下列产品互换: 日东 (NITTO) HSPcupla系列。

### Features

LW-HSP Series couplings feature :

- Poppet valves available to prevent uncoupled leakage.
- Poppet valves open automatically when coupled, within rated working pressure, to keep the flow expeditely.
- Critical parts are hardened for durability.
- Dependable ball-locking mechanism holds the mating halves together.
- Socket and plug are precision machined from solid bar stock.
- Compatible with NITTO HSPcupla Series.

### 应用

LW-HSP系列广泛应用于各种工业所需的连接, 主要用于建筑设备、森林设备、液压机具、石油设备、钢铁设备及其他所需的液压应用。

### Applications

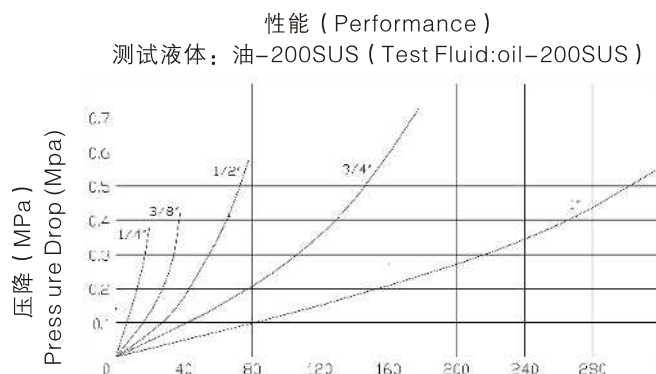
The LW-HSP Series brings to the industry a proven design for use on construction equipment, forestry equipment, oil tools, Oil equipment, steel mill machinery, and other demanding hydraulic applications.

### 技术规范

规格 (英寸)	1/4	3/8	1/2	3/4	1
规格代号	02	03	04	06	08
额定压力 (Mpa)	34.5	27.6	27.6	20.7	20.7
额定流量 (L/min)	11.5	23	45.5	106	190
温度范围 (丁腈橡胶)	-20°C至+100°C				

### Specifications

Body Size(in)	1/4	3/8	1/2	3/4	1
Code	02	03	04	06	08
Rated Pressure(Mpa)	34.5	27.6	27.6	20.7	20.7
Rated Flow(L/min)	11.5	23	45.5	106	190
Temperature Range(FKM)	-20°C至+100°C				

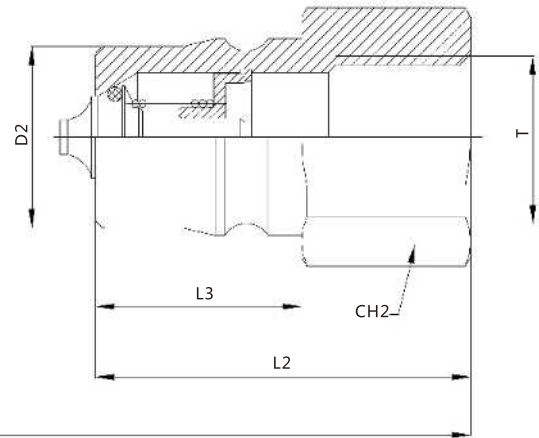
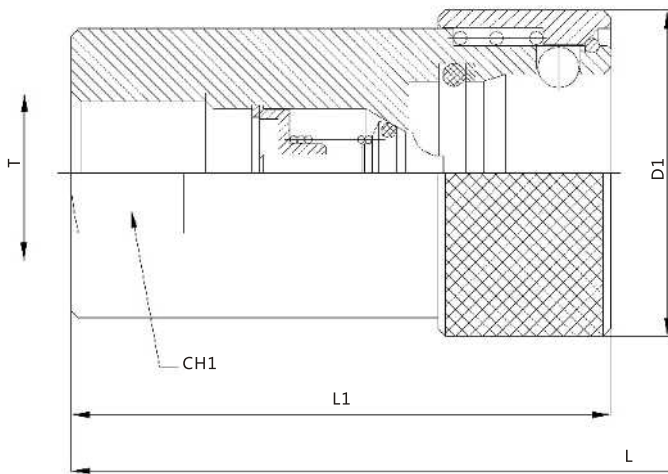



## LW-HSP开闭式液压快速接头 ( 碳钢 )

LW-HSP CLOSE TYPE HYDRAULIC QUICK COUPLING ( STEEL )

—○/—○— 两端开闭式

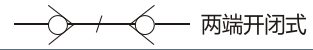
Socket with valve Plug with valve



PART No .	ISO	L	L1	L2	L3	D1	D2	CH1	CH2	T		
LW-HSP-02-SP	DN6.3	72	53.5	36	17	28.5	14.2	19	19	ZG1/4	G1/4	NPT1/4
LW-HSP-03-SP	DN10	76	60.5	38	22.5	33	18.2	23	23	ZG3/8	G3/8	NPT3/8
LW-HSP-04-SP	DN12.5	95	72	50	27.5	43.5	24.3	35	32	ZG1/2 ZG3/4	G1/2 G3/4	NPT1/2 NPT3/4
LW-HSP-08-SP	DN25	119	93	61	36	58.2	36.2	46	41	ZG1	G1	NPT1

## LW-TNV 开闭式液压快速接头 (碳钢)

LW-TNV CLOSE TYPE HYDRAULIC QUICK COUPLING (STEEL)



Socket with valve Plug with valve



### 应用

LW-TNV系列广泛应用于各种工业所需的连接，主要用于建筑设备、森林设备、农业机械、液压机具、钢铁设备及其他所需的液压应用。

### Applications

The LW-TNV Series brings to the industry a proven design for use on construction equipment, forestry equipment, agricultural machinery, oil tools, steel mill machinery, and other demanding hydraulic applications.

订货编号:  
Part Number:

主体材质

碳钢(三价格)
不锈钢(本色)
黄铜(本色)

LW - TNV - 03 - PF NPT 3/8

- ◆ 系列号 (Series)
- ◆ 规格代号 (Code)
- ◆ P 插头 (Nipple)
  - S 母体 (Coupling)
  - SP 整套 (Whole)
- ◆ M 外螺纹 (External screw thread)
- ◆ F 内螺纹 (Internal thread)
- ◆ 螺纹代号 (Thread code)

### 特征

LW-TNV系列接头具有以下特征:

- 接头断开时，阀芯自动闭合，防止泄漏。
- 接头连接后，阀自动开启，在额定工作范围内，始终保持流体的畅通。
- 关键部件经过感应淬火，所以耐用性好。
- 可靠的球锁机构将相匹配的两半部分结合在一起。
- 母插座和公插头采用实心的棒料精密制造。
- 并与下列产品互换：意大利快事达 (FASTER) TNV系列。

### Features

LW-TNV Series couplings feature :

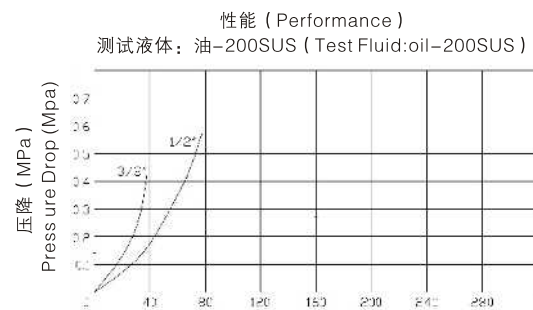
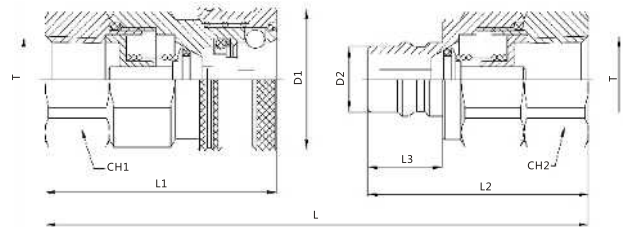
- Poppet valves available to prevent uncoupled leakage.
- Poppet valves open automatically when coupled, within rated working pressure, to keep the flow expeditely.
- Critical parts are hardened for durability.
- Dependable ball-locking mechanism holds the mating halves together.
- Socket and plug are precision machined from solid bar stock.
- Compatible with FASTER TNV Series.

### 技术规范

规格 (英寸)	3/8	1/2
规格代号	03	04
额定压力 (Mpa)	27.6	27.6
额定流量 (L/min)	23	45.5
温度范围 (丁腈橡胶)	-20°C至+100°C	

### Specifications

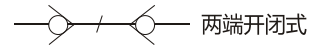
Body Size(in)	3/8	1/2
Code	03	04
Rated Pressure(Mpa)	27.6	27.6
Rated Flow(L/min)	23	45.5
Temperature Range(FKM)	-20°C至+100°C	



PART No.	ISO	L	L1	L2	L3	D1	D2	CH1	CH2	T		
LW-TNV-03-SP	DN10	82	50.5	49	18.5	30.5	12.8	25.4	25.4	ZG3/8	G3/8	NPT3/8
LW-TNV-04-SP	DN12.5	94	57	54.5	18.5	35	16	30.2	30.2	ZG1/2	G1/2	NPT1/2

## KJ 开闭式液压快速接头 ( 碳钢 )

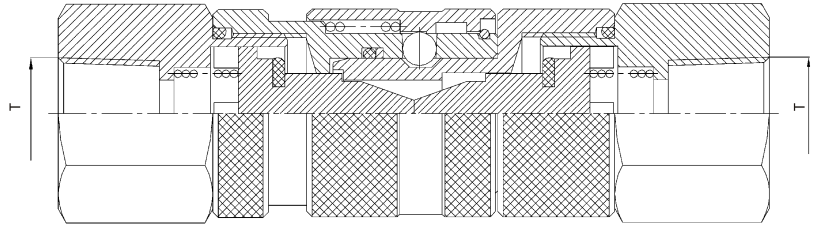
KJ CLOSE TYPE HYDRAULIC QUICK COUPLING ( STEEL )



Socket with valve Plug with valve



口径(D)	压力(Mpa)	螺纹(T)
6.3	31.5	M16*1.5
10	31.5	M18*1.5
12.5	31.5	M27*1.5
20	25	M30*1.5
25	25	M33*2
31.5	20	M52*2
40	16	M60*2
50	16	M68*2



用途与特点：本接头适用于液压系统中以油、水、空气为介质的场合。公称压力为32MPa介质温度为-20°C+100°C。

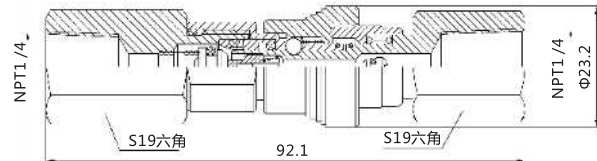
Application and Features: These coupling be adequate for dielectric situation with engine oil, water and air, nominal pressure 32MPa, medium temperature -20°C+100°C.

## LW-QC 仪表快速接头 ( 不锈钢 )

LWT-QC METER LATHE QUICK COUPLING ( STAINLESS STEEL )



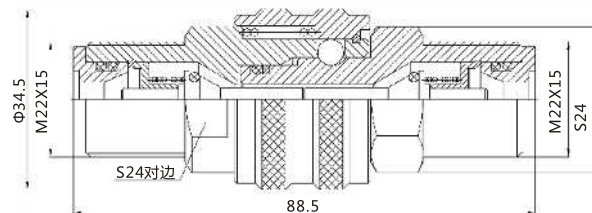
材质：不锈钢  
 温度范围 ( 氟橡胶 )：-20°C+180°C  
 工作压力：20.7Mpa  
 互换性：世伟洛克 ( SWAGELOK ) QC系列



Material: STAINLESS STEEL  
 Temperature range ( FKM )：-20°C+180°C  
 Working pressure: 20.7Mpa  
 Compatible with SWAGELOK QC Series.

## LW-TQ 超高压快速接头 ( 碳钢 ) 耐压70MPa

LWT-TQ SUPERHIGH PRESSURE QUICK COUPLING ( STEEL ) 70MPa compression resistance



用于超高压分离式液压管路、设备之间的连接件。

Applicable for the connectors between equipment of hydraulic pipe in superhigh pressure separate type.

## 停驻站和防尘帽

### PARKING STATION AND DUST CAPS



#### 与KZE-B系列快速接头配套的钢制防尘帽和堵头

Metal Dust Caps and plug for KZE-B Series Quick Couplings.

规格 Specification	公接头防尘帽订单编号 Plug Dust Cup Part Number	母插座堵头订单编号 Socket Dust Plug Part Number
1/4	KZE-B MDC-02P	KZE-B MDC-02S
3/8	KZE-B MDC-02P	KZE-B MDC-02S



#### 与母插座LW-VF系列快速接头配套的钢制停驻站

Metal Parking Station For Socket GT-VF Series Quick Couplings.

规格 Specification	母插座堵头订单编号 Socket Dust Plug Part Number
1/2	LW-VF MPS-1/2S



#### 与公插头LW-YAA系列快速接头配套的钢制停驻站

Metal Parking Station For Plug GT-YAASeries Quick Couplings.

规格 Specification	公接头防尘帽订单编号 Plug Dust Cup Part Number
1/2	LW-YAA MPS-1/2P



#### 与公插头LW-YCT系列快速接头配套的钢制停驻站

Metal Parking Station For Plug GT-YCTSeries Quick Couplings.

规格 Specification	公接头防尘帽订单编号 Plug Dust Cup Part Number
1/2	LW-YCT MPS-1/2P